


UNIT 4: CVCE WORDS

Guided Phonics + Beyond SOAR



©Tara West Little Minds at Work



A NOTE FROM TARA WEST

These routines are aligned to the Guided Phonics + Beyond Curriculum. The Guided Phonics + Beyond Curriculum was written with special detail to every lesson and every included component. The curriculum was designed to include the best practices for the Science of Reading. These aligned routines will offer teachers using the Guided Phonics + Beyond Curriculum, an aligned component to use with students during the small-group block, whole-group instruction, or intervention groups. However, it should be noted that a teacher does not need to follow the Guided Phonics + Beyond Curriculum with fidelity in order to use these routines. This unit of routines cover UNIT 4 of the Guided Phonics + Beyond Curriculum. UNIT 4 is designed to give students a solid foundation in CVCE words. Within this unit you will find a detailed scope and sequence in which the routines follow. Each routine is noted with the Guided Phonics + Beyond Curriculum lesson number it pairs with. The routines are designed to be teacher-led as to offer direct support for students. All routines include a matching instructional card to follow. The routines vary from hands-on and engaging to oral drills. The unit also includes printables and centers. These printables and centers can be used for whole-group instruction, morning work, early finishers, for your small-group instruction, and, of course, for independent literacy centers.

The ideas and practices for Science of Reading is amazing for teachers and of course students. The research and best practices are ever changing. If you feel there is best practice, I should implement within the Guided Phonics + Beyond Curriculum you can let me know by emailing [HERE](#).

OVERVIEW VIDEO

Click [HERE](#) to view a detailed overview video of the unit.

PRINTING TIPS

Click [HERE](#) to view a detailed printing tips video. Be sure to download, open, and print from [Adobe Reader](#).

MATERIALS LIST

View my Amazon shop [HERE](#) (click Amazon Shop at the top) for a visual shopping list of the teaching accessories and organization you see in this packet.

CONTACT WITH ME

I would love to connect with you! Find me here:

[Email](#)

[Website](#)

[Instagram](#)

[Facebook](#)

[Facebook Group](#)

[Teachers Pay Teachers](#)

BULLET POINT COMPONENTS

- ☐ detailed scope and sequence
- ☐ detailed visual overview
- ☐ 20 aligned routines
- ☐ 20 routines instructional cards
- ☐ organizational labels
- ☐ print tips video

INCLUDED ROUTINES

1. Successive Blending
2. Continuous Blending
3. Guided Sentence Strips
4. Map and Blend
5. Say, Tap, Map, Build, Write
6. Sentence Expanders
7. Word Chaining Drills
8. Phonological Awareness Drills
9. Dictation Drills
10. Orthographic Word Mapping Drills
11. Comprehension Strips
12. Vowel Stick Drills
13. Hard/Soft Stick Drills
14. Vowel Identification Cards
15. Decodable Passages
16. Decodables Drill Sheets
17. Whole-Word Reading Drills
18. Sound-by-Sound Puzzles
19. Hands-On and Engaging Centers
20. At-Home Connection Printables




CLICKABLE CONTENTS

| | | | | |
|---|--|---|--|---|
| <u>SOAR Overview</u> | <u>Visual SOAR Overview</u> | <u>Scope and Sequence</u> | <u>Organization Labels</u> | <u>SOAR Routine Cards</u> |
| <u>Routine 1: Successive Blending</u> | <u>Routine 2: Continuous Blending</u> | <u>Routine 3: Guided Sentence Strips</u> | <u>Routine 4: Map and Blend</u> | <u>Routine 5: Say, Tap, Map, Build, Write</u> |
| <u>Routine 6: Sentence Expanders</u> | <u>Routine 7: Word Chaining Drills</u> | <u>Routine 8: Phonemic Awareness Drills</u> | <u>Routine 9: Dictation Drills</u> | <u>Routine 10: Orthographic Word Mapping Drills</u> |
| <u>Routine 11: Comprehension Strips</u> | <u>Routine 12: Vowel Stick Drills</u> | <u>Routine 13: Hard/Soft Stick Drills</u> | <u>Routine 14: Vowel Identification Cards</u> | <u>Routine 15: Decodable Passages</u> |
| <u>Routine 16: Decodable Drill Sheets</u> | <u>Routine 17: Whole-Word Reading Drills</u> | <u>Routine 18: Sound-by-Sound Puzzles</u> | <u>Routine 19: Hands-On and Engaging Centers</u> | <u>Routine 20: At-Home Connection Printables</u> |



INCLUDED COMPONENTS

Routine 1: Successive Blending



Routine 2: Continuous Blending



Routine 3: Guided Sentence Strips



Routine 4: Map and Blend



Routine 5: Say, Tap, Map, Build, Write



Routine 6: Sentence Expanders



Routine 7: Word Chaining Drills



Routine 8: Phonemic Awareness Drills



Routine 9: Dictation Drills



Routine 10: Word Mapping Drills



Routine 11: Comprehension Strips



Routine 12: Vowel Stick Drills




Routine 13: Hard/Soft Stick Drills



Routine 14: Vowel Identification Cards



Routine 15: Decodable Passages



Routine 16: Decodable Drill Sheets



Routine 17: Whole-Word Reading Drills



Routine 18: Sound-by-Sound Puzzles



Routine 19: Hands-On + Engaging Centers



Routine 20: At-Home Connection Printables



| LESSON | UNIT 4: CVCE Words + Beyond | | | |
|--------|----------------------------------|-------------------------|---------------------------------|---------------------------------|
| | PHONEMIC AWARENESS | PHONICS SKILL(S) | DECODABLE HIGH FREQUEUNCY WORDS | IRREGULAR HIGH FREQUEUNCY WORDS |
| 1 | Addition, Deletion, Substitution | a_e /ā/ | came, take, cake | |
| 2 | Addition, Deletion, Substitution | a_e /ā/ | make, made, gave | |
| 3 | Addition, Deletion, Substitution | a_e /ā/ | ate, late, name | |
| 4 | Addition, Deletion, Substitution | a (/ă/), a_e (/ā/) | | her♥ |
| 5 | Addition, Deletion, Substitution | i_e (/ī/) | like, ride | |
| 6 | Addition, Deletion, Substitution | i_e (/ī/) | five | |
| 7 | Addition, Deletion, Substitution | i (/ī/), i_e (/ī/) | | were♥ |
| 8 | Addition, Deletion, Substitution | a_e (/ā/), i_e (/ī/) | white | once♥, upon♥ |
| 9 | Addition, Deletion, Substitution | o_e (/ō/) | those | |
| 10 | Addition, Deletion, Substitution | o_e (/ō/) | | little♥ |
| 11 | Addition, Deletion, Substitution | o (/ō/), o_e (/ō/) | | |
| 12 | Addition, Deletion, Substitution | a_e, i_e, o_e | | have♥ |
| 13 | Addition, Deletion, Substitution | u_e (/ū/) | use | |
| 14 | Addition, Deletion, Substitution | u_e (/ū/) | | |
| 15 | Addition, Deletion, Substitution | u (/ū/), u_e (/ū/) | | love♥ |
| 16 | Addition, Deletion, Substitution | a_e, i_e, o_e, u_e | | give♥, live♥ |
| 17 | Addition, Deletion, Substitution | e (/ē/) | these | |
| 18 | Addition, Deletion, Substitution | a_e, i_e, o_e, u_e, e_e | | come♥, some♥ |
| 19 | Addition, Deletion, Substitution | a_e, i_e, o_e, u_e, e_e | | done♥, none♥ |
| 20 | Addition, Deletion, Substitution | c (/s/) | place | |
| 21 | Addition, Deletion, Substitution | c, s, ss (/s/), c (/k/) | | |
| 22 | Addition, Deletion, Substitution | g (/j/) | | |
| 23 | Addition, Deletion, Substitution | j, g (/j/), g (/g/) | | now♥, how♥ |
| 24 | Addition, Deletion, Substitution | hard and soft review | | |
| 25 | Addition, Deletion, Substitution | y (/ī/) | why, by, my | |




Guided Phonics + Beyond SOAR




Guided Phonics + Beyond SOAR

Guided Phonics + Beyond



SOAR

Guided Phonics + Beyond



SOAR

Guided Phonics + Beyond



SOAR



Guided Phonics + Beyond

**Successive
Blending**



Guided Phonics + Beyond

**Continuous
Blending**



Guided Phonics + Beyond

**Guided Sentence
Strips**



Guided Phonics + Beyond

Map and Blend



Guided Phonics + Beyond

**Say, Tap, Map,
Build, Write**



Guided Phonics + Beyond

**Sentence
Expanders**



Guided Phonics + Beyond

**Word Chaining
Drills**



Guided Phonics + Beyond

**Phonemic
Awareness Drills**



Guided Phonics + Beyond

Dictation Drills



Guided Phonics + Beyond

**Comprehension
Strips**



Guided Phonics + Beyond

Hard/Soft Stick Drills



Guided Phonics + Beyond

**Decodable
Passages**



Guided Phonics + Beyond

**Orthographic Word
Mapping Drills**



Guided Phonics + Beyond

Vowel Stick Drills



Guided Phonics + Beyond

Vowel ID Cards



Guided Phonics + Beyond

**Decodable
Drill Sheets**



Guided Phonics + Beyond

**Whole-Word
Reading Drills**



Guided Phonics + Beyond

**Hands-On and
Engaging Centers**



Guided Phonics + Beyond

**Sound-by-Sound
Puzzles**




Guided Phonics + Beyond

**At-Home
Connections**

UNIT 4: CVCE WORDS

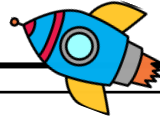
Guided Phonics + Beyond

SOAR ROUTINES



©Tara West Little Minds at Work

ACTIVITY 1



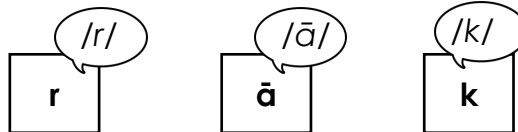
Overview:

Successive blending provides students a modified approach to blending. This strategy is beneficial for students that need blending confidence or generate incorrectly while blending. (e.g., /c/, /ā/, /k/; cake)

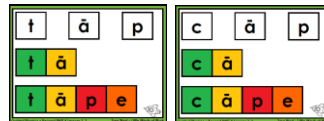
Implementation:

Students will identify the individual sounds in a word one-by-one. Next, students will blend the first two sounds together. Then, state the final sound and blend the word back together.

In Practice:




Material:



SOAR

ACTIVITY 2



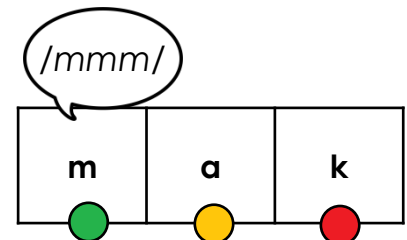
Overview:

Continuous blending provides students a scaffolded approach to blending three/four-sound words. Students will continue to blend/sound out the word without stopping. Stop sounds get more breath for the 2-3 seconds.

Implementation:

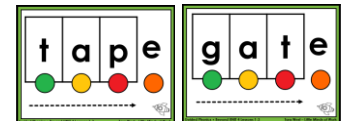
Students will hold the first sound for 2-3 seconds, blend to the second sound and hold that for 2-3 seconds. Then, students blend to the final sound and put the word back together.

In Practice:



"/mmm/, /āāā/, /k/; make"

Material:



SOAR

ACTIVITY 3



Overview:

Guided Sentence Strips provide students a modified approach to decoding short decodable phrases. Students will discriminate between decodable and irregular words as they read through the short phrase strips.

Implementation:

Students will decode the sentence strip. As they come to a decodable (green) word, students will stretch the sounds and blend the word back together. Students will reread for fluency.

In Practice:

Mike is five.



“/M/, /ī/, /k/, Mike; /i/, /z/, is; /f/, /ī/, /v/, five.”

“Mike is five.”

Material:



SOAR

ACTIVITY 4



Overview:


Map and Blend is a fundamental best practice for helping students achieve automaticity in CVCE words. Students will have a guided approach of the color-coded green, yellow, red, orange dots to assist them in mapping.

Implementation:

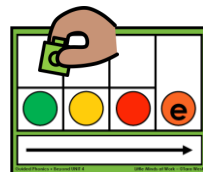
Students listen for the word. Students repeat the word. Next, students tap each color dot for the sounds in the word. Then, students map the word with cubes. Lastly, students blend the word.

In Practice:


fade



“/f/, /ā/, /d/”

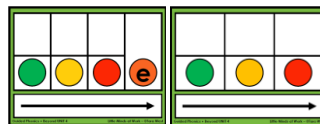


“/f/, /ā/, /d/”




“fade”

Material:



SOAR

ACTIVITY 5



Overview:

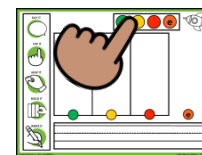
Say, Tap, Map, Build, Write provides students a hands-on experience of mapping, building, and writing words. Students will be led by the teacher on what word they'll be working with. This activity can be an everyday staple.

Implementation:

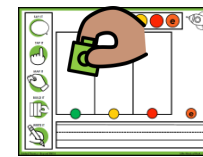
Students will repeat the word given by the teacher. Students then tap the sounds in the word. Next, students build the word using the letter cards. Finally, students blend and write the word.

In Practice:

lake



“/l/, /ā/, /k/”

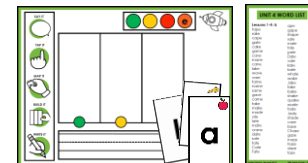


“/l/, /ā/, /k/”




“l-a-k-e; lake”

Material:



SOAR

ACTIVITY 9



Overview:

Dictation Drills provide students the opportunity to move from sound to print in a guided and scaffolded approach. Students will listen to oral directions as they write matching skill-based words and two phrases.

Implementation:

Students will write the skill-based words orally provided by the teacher. Then, students will write the matching phrases stated.

In Practice:

"vibe, size, fine, hike, time, dive,"

| | | |
|--------------------------------|------|------|
| Name: _____ Dictation Practice | | |
| vibe | size | fine |
| hike | time | dive |


"I will hire him for the job."

I will hire him for the job.

"Is that kid five?"


Is that kid five?

Material:



SOAR

ACTIVITY 10



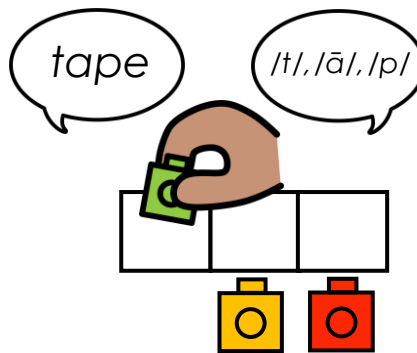
Overview:

Orthographic Word Mapping is an essential component to a Science of Reading-based classroom. Mapping is a way for students to make letter-to-sound connections and become fluent in skill-based words.

Implementation:



Students will listen to the word given. Next, students will repeat the word and count the sounds they hear. Next, students map each sound in the word. Finally, students write the word.

In Practice:



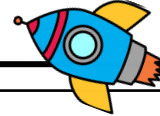
"/t/, /ā/, /p/; tape"

Material:



SOAR

ACTIVITY 11



Overview:

Comprehension strips provide students a low decodable workload to practice comprehension. Students will read a single sentence to apply the comprehension. Students will tap at each word as they read through the sentence.

Implementation:

Students read through the decodable sentence word-by-word. Next, they will view the two images and decide which image matches the sentence. Students will cover the matching image.

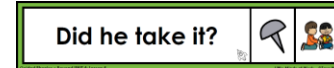
In Practice:



"We hid in a cave."



Material:



SOAR

ACTIVITY 12



Overview:

Vowel Stick Routines provide students with an engaging way to practice vowel discrimination. Students will process the orally provided word, then discriminate the given vowel in that word.

Implementation:


Students listen to the skill-based word. They repeat the word back to process it orally. Next, students discriminate the given vowel. Lastly, students hold up the matching vowel stick.

In Practice:


"I will state a vowel sound. You'll show the matching vowel stick."

| | | | | |
|---|---|---|---|---|
| ā | ē | ī | ō | ū |
|---|---|---|---|---|

"I will state a word. You'll show the matching vowel stick."




Material:



SOAR

ACTIVITY 13



Overview:

Hard/Soft Sounds Routines provide students with an engaging way to practice hard and soft sound discrimination. Students will process the orally provided word, then discriminate the given sound in that word.

Implementation:

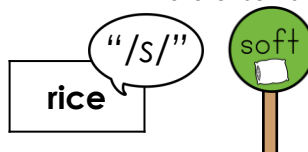
Students listen to the skill-based word. They repeat the word back to process it orally. Next, students discriminate the given sound. Lastly, students hold up the matching stick to identify the sound as hard or soft.

In Practice:

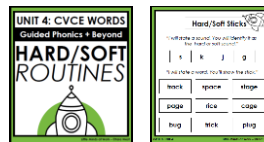
"I will state a sound. You'll show the matching hard or soft stick."

| | | | |
|---|---|---|---|
| k | s | g | j |
|---|---|---|---|

"I will state a word. You'll show the matching hard or soft stick."

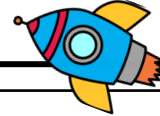


Material:



SOAR

ACTIVITY 14




Overview:

Vowel Identification provides students with an opportunity to show mastery in vowel sounds. Identifying correct vowel sounds shows that students understand decoding and encoding skill-based words.

Implementation:

Students will state the picture name. Then, students will tap out the sounds of the word and pay close attention to the vowel. Finally, students identify the vowel and search to cover it on the strip.

In Practice:



Material:



SOAR

ACTIVITY 15



Overview:

Decodable Passages are an essential component in a Science of Reading-based classroom. The passages allow students to read decodable and irregular words in context. Simplified passages offer opportunities for fluency.

Implementation:

Students will read through the decodable passage. Then, students will illustrate a matching picture for comprehension. Optional: Have students circle skill-based words.

In Practice:


Nate is at a shop.

It has a red cake.

Nate will eat it.

"Yum," said Nate.

"It has a red cake."



Material:

| | |
|---|---|
| <p>I am at a shop. It is a shake shack. I got a plum shake. It had whip on top.</p> | <p>Kate is at the lake. She can wade in it. She will then sit and take a nap.</p> |
|---|---|

SOAR

ACTIVITY 16



Overview:

Decodable Drills are an essential component in a Science of Reading-based classroom. Decoding drills lower the decodable workload so that students can show their fluency without the need for irregular words.

Implementation:

Students will decode each word sound-by-sound. Next, students will blend the word back together. *If students show the ability, encourage students to whole-word read the words.

In Practice:

Name: _____ Decodable Words Set #1

Stretch and blend each word.

| | | | |
|------|-------|------|---------------------------|
| date | fame | wade | "/k/, /ā/, /s/" "case" |
| ape | blade | case | |
| sale | plaid | size | |
| wake | brake | lane | |

Material:

| | | | | | |
|-------|------|------|-------|----------|------|
| like | pipe | five | stove | bone | hose |
| ride | bike | bite | joke | rose | woke |
| white | hike | hive | tote | homedome | |
| hide | time | vine | rode | those | nose |

SOAR

ACTIVITY 17



Overview:

Whole-Word Reading Routines provide students a scaffolded approach to moving from sound-by-sound reading to whole-word reading. This is crucial for early readers to move towards fluency when ready.

Implementation:

Students will study the word. Then, students will silently stretch the word in their head (if needed). Finally, students will state the word. "Look, think, say" will encourage students to build fluency.

In Practice:

Look Think Say

tape

"I stretched the word in my head, tape."

tape

Material:

| | | |
|------|-------|-----|
| Look | Think | Say |
| poke | nice | |

SOAR

ACTIVITY 18




Overview:

Sound-by-Sound Puzzles provide students a fun + engaging activity to practice blending sounds together in skill-based words. Students will have the sound-to-letter connection directly on each puzzle piece.

Implementation:

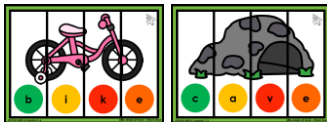
Students will match the three puzzle pieces to create the skill-based word picture. Then, students will blend the sounds together for the word. Students will reread the word for fluency.

In Practice:



"/k/, /i/, /t/; kite"

Material:



SOAR

ACTIVITY 19



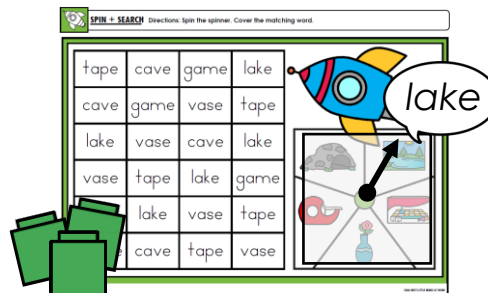
Overview:

Hands-on and Engaging Games provide students an interactive approach to apply the given skills. Students will take directions from the teacher as they spin, cover, trace, search, and clip.

Implementation:

Students will listen as the teacher reads the game's directions. Students will watch as the teacher models how to play the game. The teacher will use an "I do, we do, you do" approach.

In Practice:



"I landed on lake. I will cover /l/, /ā/, /k/, lake."

Material:



SOAR

ACTIVITY 20



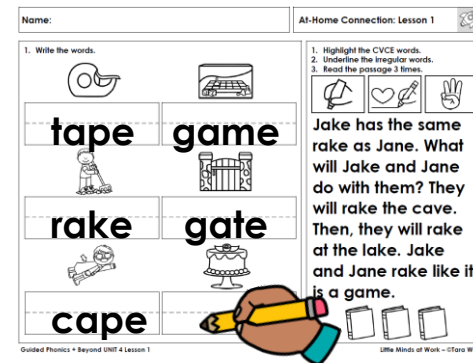
Overview:

At-Home Connection Printables provide students an interactive approach to apply the given skills at home. Students will take directions from an adult at home as they read, highlight, and write skill-based words.

Implementation:

Students will listen as an adult guides them through each section of the engaging sheet. Students will write skill-based words. Then, students will read a skill-based passage.

In Practice:



Material:



SOAR

c

ā

k

c ā

c ā k e



t

ā

p

t ā

t ā p e



r

ā

k

r ā

r ā k e



c

ā

p

c ā

c ā p e



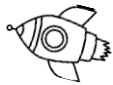
g

ā

t

g ā

g ā t e



g

ā

m

g ā

g ā m e



c

ā

v

c ā

c ā v e



m

ā

n

m ā

m ā n e



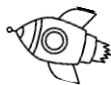
c

ā

n

c ā

c ā n e



Guided Phonics + Beyond UNIT 4 Lessons 1-3

Tara West – Little Minds at Work

l

ā

k

l ā

l ā k e



Guided Phonics + Beyond UNIT 4 Lessons 1-3

Tara West – Little Minds at Work

w

ā

v

w ā

w ā v e



Guided Phonics + Beyond UNIT 4 Lessons 1-3

Tara West – Little Minds at Work

v

ā

s

v ā

v ā s e



Guided Phonics + Beyond UNIT 4 Lessons 1-3

Tara West – Little Minds at Work

t

ā

m

t

ā

t

ā

m

e



s

ā

m

s

ā

s

ā

m

e



n

ā

m

n

ā

n

ā

m

e



g

ā

v

g

ā

g

ā

v

e



j

ā

d

j ā

j ā d e



k

ā

l

k ā

k ā l e



p

ā

n

p ā

p ā n e



t

ā

k

t ā

t ā k e



f

i

v

f

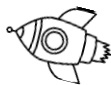
i

f

i

v

e



Guided Phonics + Beyond UNIT 4 Lessons 5-6

Tara West – Little Minds at Work

b

i

t

b

i

b

i

t

e



Guided Phonics + Beyond UNIT 4 Lessons 5-6

Tara West – Little Minds at Work

h

i

v

h

i

h

i

v

e



Guided Phonics + Beyond UNIT 4 Lessons 5-6

Tara West – Little Minds at Work

v

i

n

v

i

v

i

n

e



Guided Phonics + Beyond UNIT 4 Lessons 5-6

Tara West – Little Minds at Work

p

i

p

pi

pipe



Guided Phonics + Beyond UNIT 4 Lessons 5-6

Tara West – Little Minds at Work

b

i

k

bi

bike



Guided Phonics + Beyond UNIT 4 Lessons 5-6

Tara West – Little Minds at Work

h

i

k

hi

hike



Guided Phonics + Beyond UNIT 4 Lessons 5-6

Tara West – Little Minds at Work

t

i

m

ti

time



Guided Phonics + Beyond UNIT 4 Lessons 5-6

Tara West – Little Minds at Work

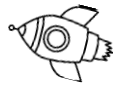
h

i

d

hi

hide



n

i

n

ni

nine



d

i

m

di

dime



l

i

n

li

line



l

i

m

li

lime



f

i

r

fi

fire



d

i

v

di

dive



w

i

p

wi

wipe



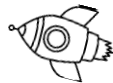
k

ī

t

k ī

k ī t e



l

ī

k

l ī

l ī k e



p

ī

n

p ī

p ī n e



sh

ī

n

sh ī

sh ī n e



h

ō

s

h

ō

h

ō

s

e



n

ō

s

n

ō

n

ō

s

e



r

ō

s

r

ō

r

ō

s

e



b

ō

n

b

ō

b

ō

n

e



h

ō

m

h

ō

h

ō

m

e



Guided Phonics + Beyond UNIT 4 Lessons 9-10

Tara West – Little Minds at Work

j

ō

k

j

ō

j

ō

k

e



Guided Phonics + Beyond UNIT 4 Lessons 9-10

Tara West – Little Minds at Work

p

ō

l

p

ō

p

ō

l

e



Guided Phonics + Beyond UNIT 4 Lessons 9-10

Tara West – Little Minds at Work

m

ō

l

m

ō

m

ō

l

e



Guided Phonics + Beyond UNIT 4 Lessons 9-10

Tara West – Little Minds at Work

z

ō

n

z

ō

z

ō

n

e



n

ō

t

n

ō

n

ō

t

e



c

ō

n

c

ō

c

ō

n

e



l

ō

b

l

ō

l

ō

b

e



v

ō

t

v ō

v ō t e



Guided Phonics + Beyond UNIT 4 Lessons 9-10

Tara West – Little Minds at Work

p

ō

k

p ō

p ō k e



Guided Phonics + Beyond UNIT 4 Lessons 9-10

Tara West – Little Minds at Work

w

ō

k

w ō

w ō k e



Guided Phonics + Beyond UNIT 4 Lessons 9-10

Tara West – Little Minds at Work

d

ō

m

d ō

d ō m e



Guided Phonics + Beyond UNIT 4 Lessons 9-10

Tara West – Little Minds at Work

t

ō

t

tō

tōte



r

ō

d

rō

rōde



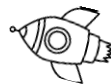
r

ō

b

rō

rōbe



c

ō

d

cō

cōde



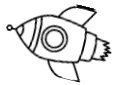
c

ū

b

c ū

c ū b e



d

ū

n

d ū

d ū n e



t

ū

b

t ū

t ū b e



c

ū

t

c ū

c ū t e



t

ū

n

tū

tūne



f

ū

s

fū

fūse



d

ū

d

dū

dūde



m

ū

l

mū

mūle



f

ū

m

f

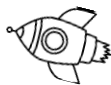
ū

f

ū

m

e



Guided Phonics + Beyond UNIT 4 Lessons 13-14

Tara West – Little Minds at Work

m

ū

t

m

ū

m

ū

t

e



Guided Phonics + Beyond UNIT 4 Lessons 13-14

Tara West – Little Minds at Work

J

ū

n

J

ū

J

ū

n

e



Guided Phonics + Beyond UNIT 4 Lessons 13-14

Tara West – Little Minds at Work

r

ū

l

r

ū

r

ū

l

e



Guided Phonics + Beyond UNIT 4 Lessons 13-14

Tara West – Little Minds at Work

r

ū

d

r

ū

r

ū

d

e



m

ū

s

m

ū

m

ū

s

e



l

ū

t

l

ū

l

ū

t

e



r

ū

d

r

ū

r

ū

d

e



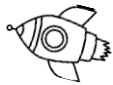
r

ā

c

r ā

r ā c e



m

ī

c

m ī

m ī c e



n

ī

c

n ī

n ī c e



l

ā

c

l ā

l ā c e



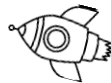
r

ī

c

ri

rice



d

ī

c

dī

dice



w

ā

g

wā

wage



s

ā

g

sā

sage



r

ā

g

r ā

r ā g e



c

ā

g

c ā

c ā g e



p

ā

g

p ā

p ā g e



h

ū

g

h ū

h ū g e



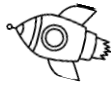
s

t

y

st

sty



p

r

y

pr

pry



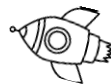
s

k

y

sk

sky



f

l

y

fl

fly



c

r

y

c

r

c

r

y



s

p

y

s

p

s

p

y



f

r

y

f

r

f

r

y



d

r

y

d

r





d

r

y




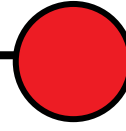
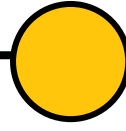

t a p e



Guided Phonics + Beyond UNIT 4 Lessons 1-3

Tara West – Little Minds at Work


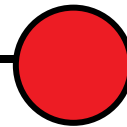
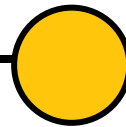
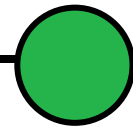
r a k e



Guided Phonics + Beyond UNIT 4 Lessons 1-3

Tara West – Little Minds at Work


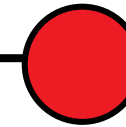
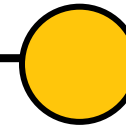
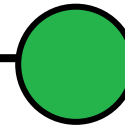
c a p e



Guided Phonics + Beyond UNIT 4 Lessons 1-3

Tara West – Little Minds at Work

g a t e



Guided Phonics + Beyond UNIT 4 Lessons 1-3

Tara West – Little Minds at Work

c a k e



g a m e



c a v e



m a n e



c a n e



Guided Phonics + Beyond UNIT 4 Lessons 1-3

Tara West – Little Minds at Work

l a k e



Guided Phonics + Beyond UNIT 4 Lessons 1-3

Tara West – Little Minds at Work

w a v e



Guided Phonics + Beyond UNIT 4 Lessons 1-3

Tara West – Little Minds at Work

v a s e



Guided Phonics + Beyond UNIT 4 Lessons 1-3

Tara West – Little Minds at Work

t a m e



s a m e







n a m e



g a v e




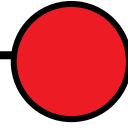
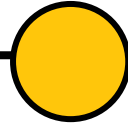

j a d e



Guided Phonics + Beyond UNIT 4 Lesson 4

Tara West – Little Minds at Work





k a l e



Guided Phonics + Beyond UNIT 4 Lesson 4

Tara West – Little Minds at Work


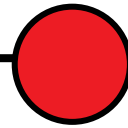
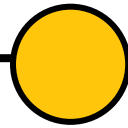

p a n e



Guided Phonics + Beyond UNIT 4 Lesson 4

Tara West – Little Minds at Work





t a k e



Guided Phonics + Beyond UNIT 4 Lesson 4

Tara West – Little Minds at Work


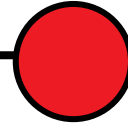
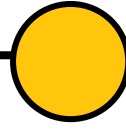

f i v e



Guided Phonics + Beyond UNIT 4 Lessons 5-6

Tara West – Little Minds at Work





b i t e



Guided Phonics + Beyond UNIT 4 Lessons 5-6

Tara West – Little Minds at Work


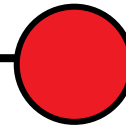
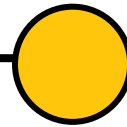
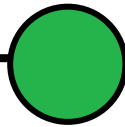
h i v e



Guided Phonics + Beyond UNIT 4 Lessons 5-6

Tara West – Little Minds at Work

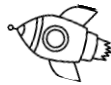




v i n e



Guided Phonics + Beyond UNIT 4 Lessons 5-6

Tara West – Little Minds at Work


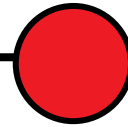
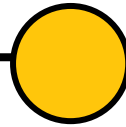

p i p e



Guided Phonics + Beyond UNIT 4 Lessons 5-6

Tara West – Little Minds at Work


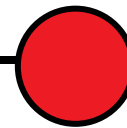
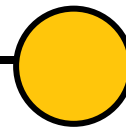
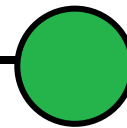
b i k e



Guided Phonics + Beyond UNIT 4 Lessons 5-6

Tara West – Little Minds at Work

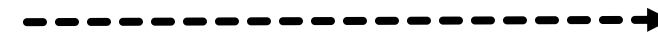

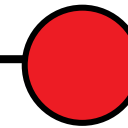
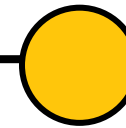
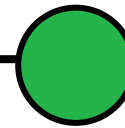
h i k e



Guided Phonics + Beyond UNIT 4 Lessons 5-6

Tara West – Little Minds at Work

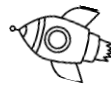




t i m e



Guided Phonics + Beyond UNIT 4 Lessons 5-6

Tara West – Little Minds at Work


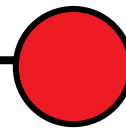
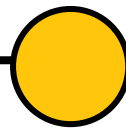

h i d e



Guided Phonics + Beyond UNIT 4 Lessons 5-6

Tara West – Little Minds at Work


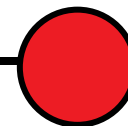
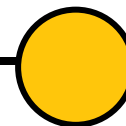
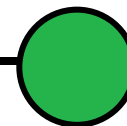
n i n e



Guided Phonics + Beyond UNIT 4 Lessons 5-6

Tara West – Little Minds at Work



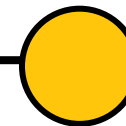
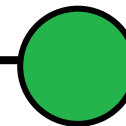
d i m e



Guided Phonics + Beyond UNIT 4 Lessons 5-6

Tara West – Little Minds at Work





l i n e




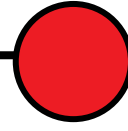
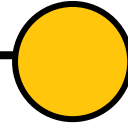

Guided Phonics + Beyond UNIT 4 Lessons 5-6

Tara West – Little Minds at Work


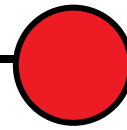
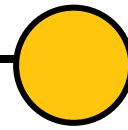
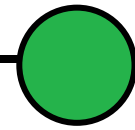
l i m e




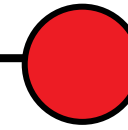
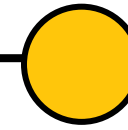
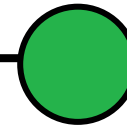
f i r e



d i v e



w i p e



k i t e



l i k e



p i n e



sh i n e



h o s e



n o s e



r o s e



b o n e



h o m e



Guided Phonics + Beyond UNIT 4 Lessons 9-10

Tara West – Little Minds at Work

j o k e



Guided Phonics + Beyond UNIT 4 Lessons 9-10

Tara West – Little Minds at Work

p o l e



Guided Phonics + Beyond UNIT 4 Lessons 9-10

Tara West – Little Minds at Work





m o l e



Guided Phonics + Beyond UNIT 4 Lessons 9-10

Tara West – Little Minds at Work


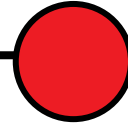
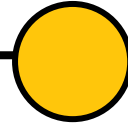

z o n e



Guided Phonics + Beyond UNIT 4 Lessons 9-10

Tara West – Little Minds at Work


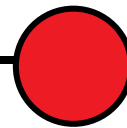
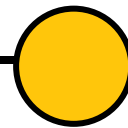
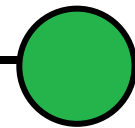
n o t e



Guided Phonics + Beyond UNIT 4 Lessons 9-10

Tara West – Little Minds at Work


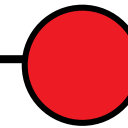
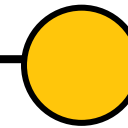
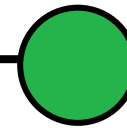
c o n e



Guided Phonics + Beyond UNIT 4 Lessons 9-10

Tara West – Little Minds at Work

l o b e



Guided Phonics + Beyond UNIT 4 Lessons 9-10

Tara West – Little Minds at Work

v o t e



p o k e



w o k e



d o m e



t o t e



Guided Phonics + Beyond UNIT 4 Lesson 11

Tara West – Little Minds at Work

r o d e



Guided Phonics + Beyond UNIT 4 Lesson 11

Tara West – Little Minds at Work

r o b e



Guided Phonics + Beyond UNIT 4 Lesson 11

Tara West – Little Minds at Work


c o d e



Guided Phonics + Beyond UNIT 4 Lesson 11

Tara West – Little Minds at Work

c u b e



Guided Phonics + Beyond UNIT 4 Lessons 13-14

Tara West – Little Minds at Work

d u n e



Guided Phonics + Beyond UNIT 4 Lessons 13-14

Tara West – Little Minds at Work

t u b e



Guided Phonics + Beyond UNIT 4 Lessons 13-14

Tara West – Little Minds at Work

c u t e



Guided Phonics + Beyond UNIT 4 Lessons 13-14

Tara West – Little Minds at Work

t u n e



Guided Phonics + Beyond UNIT 4 Lessons 13-14

Tara West – Little Minds at Work

f u s e



Guided Phonics + Beyond UNIT 4 Lessons 13-14

Tara West – Little Minds at Work

d u d e



Guided Phonics + Beyond UNIT 4 Lessons 13-14

Tara West – Little Minds at Work

m u l e



Guided Phonics + Beyond UNIT 4 Lessons 13-14

Tara West – Little Minds at Work

f u m e



Guided Phonics + Beyond UNIT 4 Lessons 13-14

Tara West – Little Minds at Work

m u t e



Guided Phonics + Beyond UNIT 4 Lessons 13-14

Tara West – Little Minds at Work

J u n e



Guided Phonics + Beyond UNIT 4 Lessons 13-14

Tara West – Little Minds at Work

r u l e



Guided Phonics + Beyond UNIT 4 Lessons 13-14

Tara West – Little Minds at Work

r u d e



Guided Phonics + Beyond UNIT 4 Lesson 15

Tara West – Little Minds at Work

m u s e



Guided Phonics + Beyond UNIT 4 Lesson 15

Tara West – Little Minds at Work

l u t e



Guided Phonics + Beyond UNIT 4 Lesson 15

Tara West – Little Minds at Work

r u d e



Guided Phonics + Beyond UNIT 4 Lesson 15

Tara West – Little Minds at Work

r a c e



m i c e



n i c e



l a c e



r i c e



Guided Phonics + Beyond UNIT 4 Lessons 20-21

Tara West – Little Minds at Work

d i c e



Guided Phonics + Beyond UNIT 4 Lessons 20-21

Tara West – Little Minds at Work

w a g e



Guided Phonics + Beyond UNIT 4 Lessons 20-21

Tara West – Little Minds at Work

s a g e



Guided Phonics + Beyond UNIT 4 Lessons 20-21

Tara West – Little Minds at Work

r a g e



c a g e



p a g e




h u g e




s t y




p r y

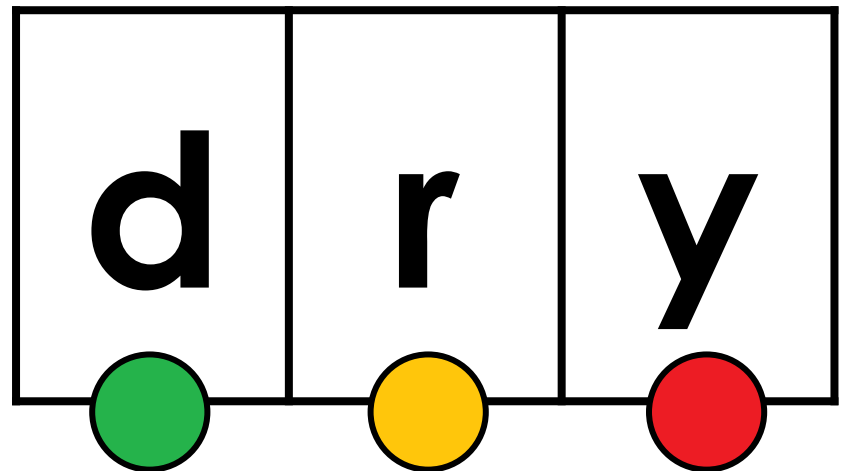
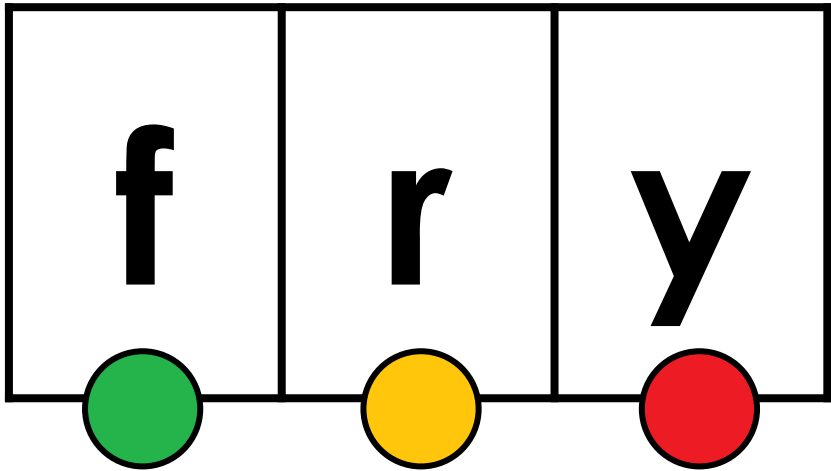
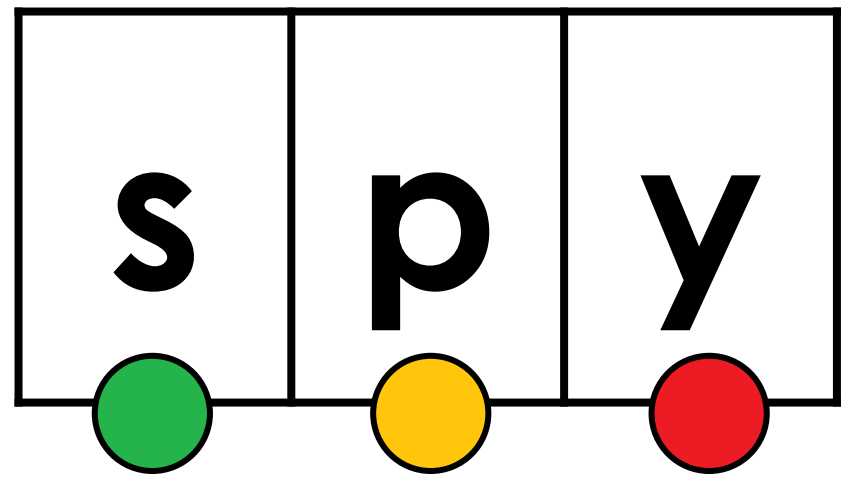
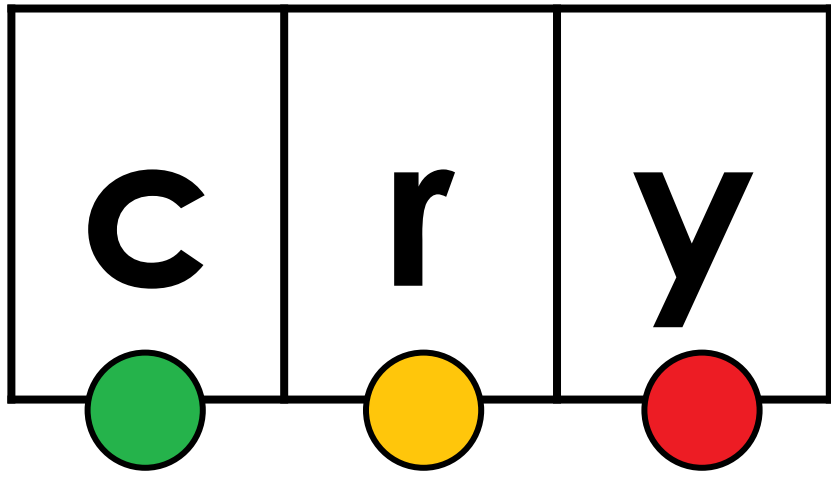


s k y



f l y





I am at a lake.



Guided Phonics + Beyond UNIT 4: Lesson 1

Little Minds at Work – ©Tara West

Bake a cake.



Guided Phonics + Beyond UNIT 4: Lesson 2

Little Minds at Work – ©Tara West

Do not be late.



Guided Phonics + Beyond UNIT 4: Lesson 3

Little Minds at Work – ©Tara West

She ate her yam.



Guided Phonics + Beyond UNIT 4: Lesson 4

Little Minds at Work – ©Tara West

I like his kite.



Guided Phonics + Beyond UNIT 4: Lesson 5

Little Minds at Work – ©Tara West

Mike is five.



Guided Phonics + Beyond UNIT 4: Lesson 6

Little Minds at Work – ©Tara West

Kit will ride it.



Guided Phonics + Beyond UNIT 4: Lesson 7

Little Minds at Work – ©Tara West

It is a wide lane.



Guided Phonics + Beyond UNIT 4: Lesson 8

Little Minds at Work – ©Tara West

I hope I win.



Guided Phonics + Beyond UNIT 4: Lesson 9

Little Minds at Work – ©Tara West

Grab a red rose.



Guided Phonics + Beyond UNIT 4: Lesson 10

Little Minds at Work – ©Tara West

Hope got a tote.



Guided Phonics + Beyond UNIT 4: Lesson 11

Little Minds at Work – ©Tara West

You have to vote.



Guided Phonics + Beyond UNIT 4: Lesson 12

Little Minds at Work – ©Tara West

Use this tube.



Guided Phonics + Beyond UNIT 4: Lesson 13

Little Minds at Work – ©Tara West

That fume is bad.



Guided Phonics + Beyond UNIT 4: Lesson 14

Little Minds at Work – ©Tara West

A cub got a cube.



Guided Phonics + Beyond UNIT 4: Lesson 15

Little Minds at Work – ©Tara West

I like this rule.



Guided Phonics + Beyond UNIT 4: Lesson 16

Little Minds at Work – ©Tara West

Pete has these.



Guided Phonics + Beyond UNIT 4: Lesson 17

Little Minds at Work – ©Tara West

Steve can dive.



Guided Phonics + Beyond UNIT 4: Lesson 18

Little Minds at Work – ©Tara West

The mole is cute.



Guided Phonics + Beyond UNIT 4: Lesson 19

Little Minds at Work – ©Tara West

Run in the race.



Guided Phonics + Beyond UNIT 4: Lesson 20

Little Minds at Work – ©Tara West

I miss this place.



Guided Phonics + Beyond UNIT 4: Lesson 21

Little Minds at Work – ©Tara West

He is in a rage.



Guided Phonics + Beyond UNIT 4: Lesson 22

Little Minds at Work – ©Tara West

The page got wet.



Guided Phonics + Beyond UNIT 4: Lesson 23

Little Minds at Work – ©Tara West

That slice is huge!

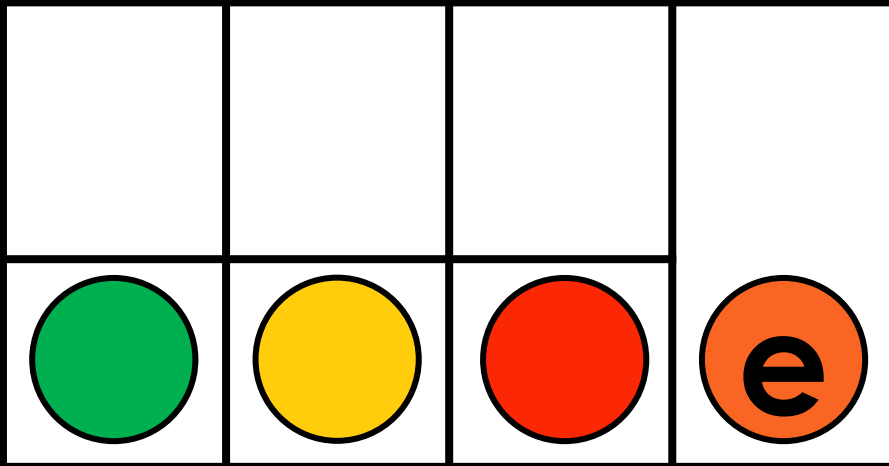


Guided Phonics + Beyond UNIT 4: Lesson 24

Little Minds at Work – ©Tara West


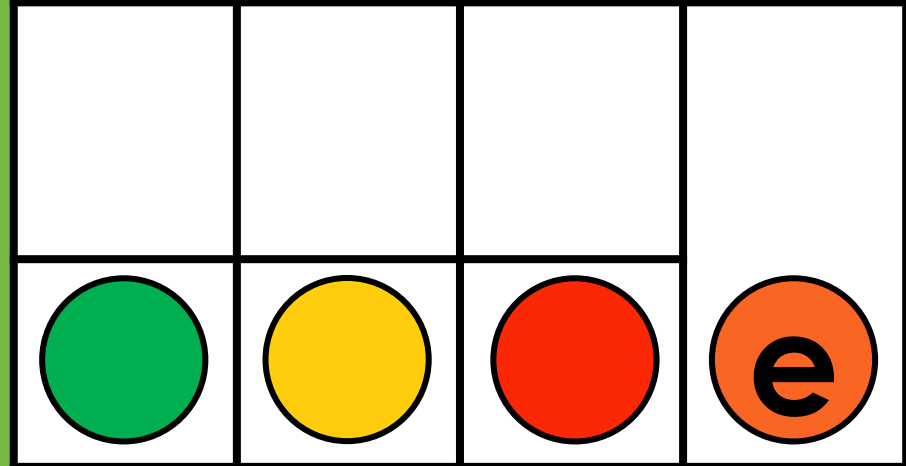
Why did you cry?





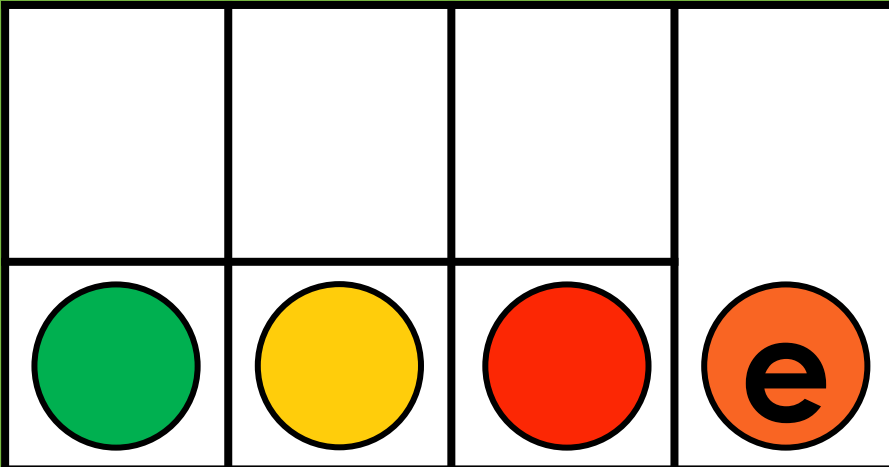
Guided Phonics + Beyond UNIT 4

Little Minds at Work – ©Tara West



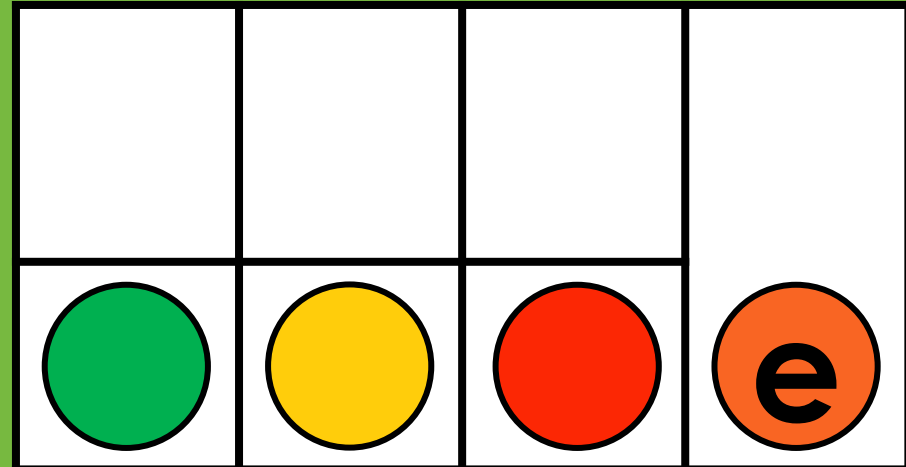
Guided Phonics + Beyond UNIT 4

Little Minds at Work – ©Tara West



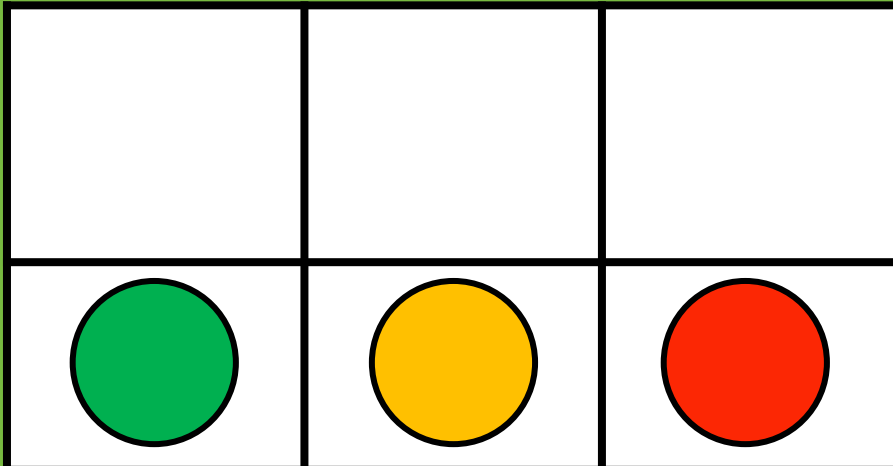
Guided Phonics + Beyond UNIT 4

Little Minds at Work – ©Tara West



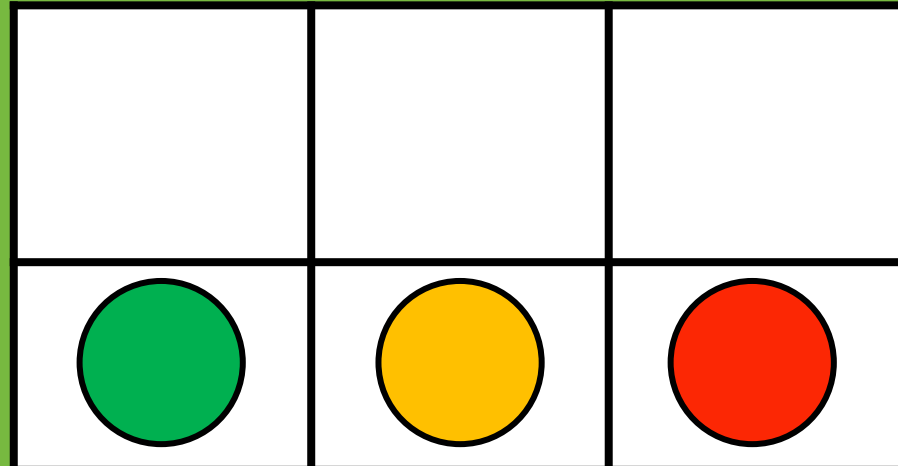
Guided Phonics + Beyond UNIT 4

Little Minds at Work – ©Tara West



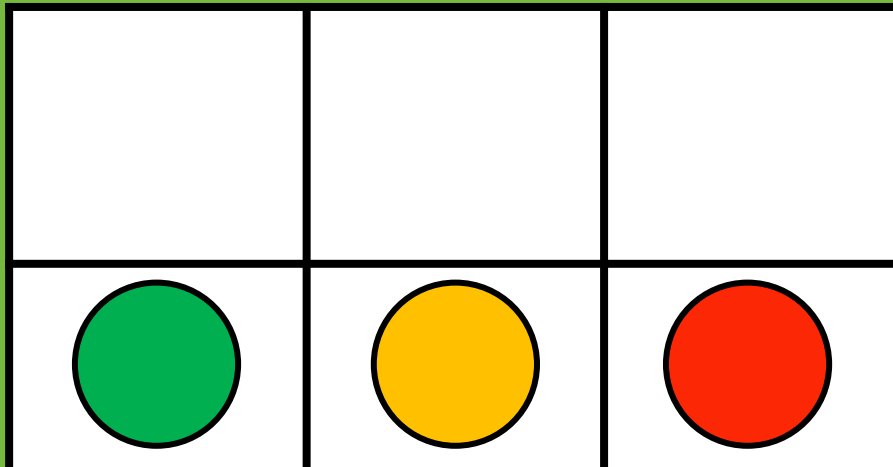
Guided Phonics + Beyond UNIT 4

Little Minds at Work – ©Tara West



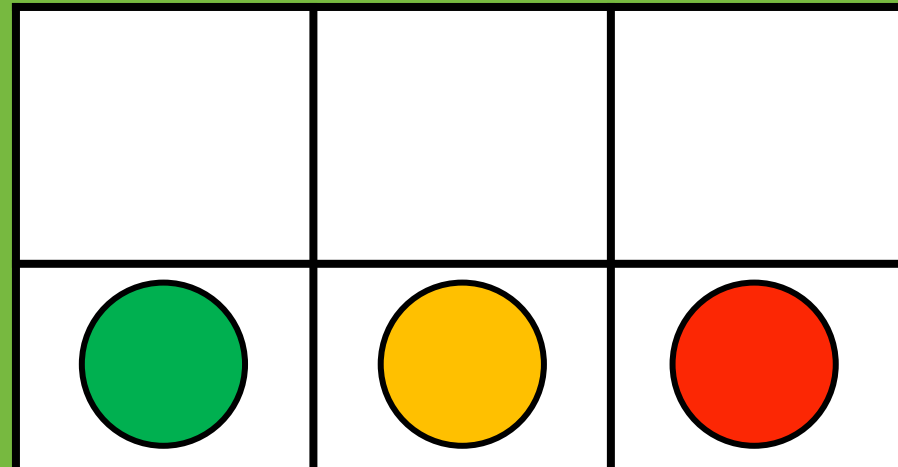
Guided Phonics + Beyond UNIT 4

Little Minds at Work – ©Tara West



Guided Phonics + Beyond UNIT 4

Little Minds at Work – ©Tara West



Guided Phonics + Beyond UNIT 4

Little Minds at Work – ©Tara West

UNIT 4 WORD LIST

Lessons 1-4: ā

| | |
|-------|-------|
| tape | ape |
| rake | gape |
| cape | shape |
| gate | sale |
| cake | male |
| game | tale |
| cave | pale |
| mane | Dale |
| cane | vale |
| lake | kale |
| wave | bale |
| vase | whale |
| tame | wake |
| name | Jake |
| same | fake |
| gave | bake |
| came | shake |
| take | quake |
| make | wade |
| made | fade |
| ate | Jade |
| late | shade |
| mate | case |
| crane | base |
| date | Chase |
| rate | gaze |
| fate | maze |
| Cate | haze |
| Tate | daze |
| | faze |



UNIT 4 WORD LIST

Lessons 5-7: ī

| | |
|-------|-------|
| save | five |
| pave | bite |
| shave | hive |
| lane | vine |
| Jane | pipe |
| flame | bike |
| glaze | hike |
| glade | time |
| plate | like |
| plane | ride |
| slate | white |
| brace | hide |
| brake | nine |
| crane | dime |
| craze | line |
| crate | lime |
| crave | fire |
| Drake | dive |
| drape | wipe |
| frame | kite |
| grade | pine |
| grave | shine |
| grate | wire |
| graze | dire |
| trade | site |
| scale | lite |
| skate | mite |
| snake | quite |
| stake | ripe |
| stale | |



UNIT 4 WORD LIST

| | |
|-------|-------|
| file | pride |
| mile | tribe |
| pile | snide |
| tile | smile |
| while | spine |
| Mike | spite |
| pike | spike |
| life | swine |
| wife | twine |
| wide | quite |
| side | |
| tide | |
| size | |
| jive | |
| chive | |
| vibe | |
| fine | |
| mine | |
| dine | |
| mime | |
| rime | |
| chime | |
| slide | |
| slime | |
| bride | |
| crime | |
| drive | |
| grime | |
| prime | |
| prize | |

Lessons 9-11: ō

| |
|-------|
| hose |
| nose |
| rose |
| bone |
| home |
| joke |
| pole |
| mole |
| zone |
| note |
| cone |
| lobe |
| vote |
| poke |
| woke |
| dome |
| those |
| Cole |



UNIT 4 WORD LIST

| | |
|-------|-------|
| stove | globe |
| tote | slope |
| rode | broke |
| robe | drove |
| code | drone |
| mote | froze |
| dote | grove |
| quote | probe |
| hope | prone |
| cope | trove |
| rope | scope |
| nope | scone |
| mope | smoke |
| role | spoke |
| hole | stove |
| sole | stole |
| choke | stoke |
| mode | |
| bode | |
| pose | |
| chose | |
| doze | |
| cove | |
| wove | |
| tone | |
| hone | |
| shone | |
| close | |
| clone | |
| clove | |

Lessons 13-15: ū

cube
dune
tube
cute
tune
fuse
dude
mule
fume
mute
June



UNIT 4 WORD LIST

| | |
|-------|-------|
| rule | face |
| use | mace |
| Duke | trace |
| fluke | brace |
| flute | ice |
| glute | vice |
| juke | lice |
| puke | slice |
| rude | spice |
| dupe | Grace |

Lesson 17: ē

these
Pete
eve
meme
theme

Lesson 20: /s/

race
mice
nice
lace
space
price
dice
rice
pace
place
twice
Ace



UNIT 4 WORD LIST

Lesson 25: y /ī/

sky
fly
cry
spy
fry
shy
why
dry
Ty
try
by
my
ply
pry
sty



SAY IT



TAP IT



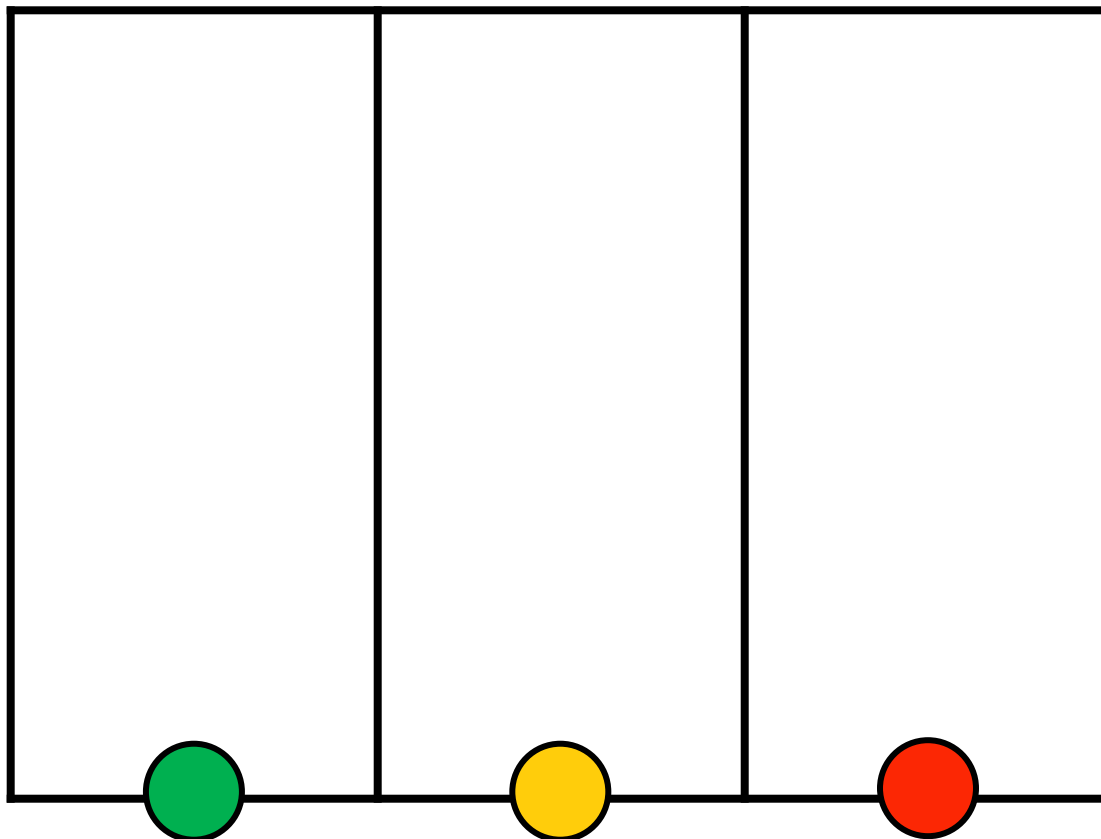


MAP IT



BUILD IT



WRITE IT



| |
|--|
| |
| |
| |
| |

SAY IT



TAP IT





MAP IT






BUILD IT



WRITE IT



| | | |
|--|--|--|
| | | |
|  |  |  |

| |
|--|
| |
| |
| |
| |

a

b

c

d

e

f

g

h

i

j

k

l

m

n

o

p

qu

r

s

t

u

v

w

x

y

z

th

sh

ch

wh

ll

ss

ff

zz



a



b




c



d



e



f



g



h



i



j



k



l



m



n



o



p



qu



r



s



t



u



v



w



x



y



z



th



sh



ch



wh



ll



ss



ff




zz

UNIT 4: CVCE WORDS

Guided Phonics + Beyond

SENTENCE EXPANDERS



Little Minds at Work – ©Tara West

Did



Did you

Did you take

Did you take his

Did you take his rake?

GPH+B UNIT 4: Lesson 1

Little Minds at Work – ©Tara West

I



I gave

I gave Mom

I gave Mom a

I gave Mom a vase.

GPH+B UNIT 4: Lesson 2

Little Minds at Work – ©Tara West

That



That blaze

That blaze is

That blaze is so

That blaze is so big!

GPH+B UNIT 4: Lesson 3

Little Minds at Work – ©Tara West

The



The plate

The plate has

The plate has a

The plate has a crack.

GPH+B UNIT 4: Lesson 4

Little Minds at Work – ©Tara West

The



The bike

The bike ride

The bike ride was

The bike ride was fun.

GPH+B UNIT 4: Lesson 5

Little Minds at Work – ©Tara West

Did



Did you

Did you win

Did you win the

Did you win the prize?

GPH+B UNIT 4: Lesson 6

Little Minds at Work – ©Tara West

I



I will

I will shine

I will shine the

I will shine the tin.

GPH+B UNIT 4: Lesson 7

Little Minds at Work – ©Tara West

The



The wide

The wide snake

The wide snake is

The wide snake is big.

GPH+B UNIT 4: Lesson 8

Little Minds at Work – ©Tara West

The



The robe

The robe did

The robe did not

The robe did not fit.

GPH+B UNIT 4: Lesson 9

Little Minds at Work – ©Tara West

His



His home

His home is

His home is not

His home is not close.

GPH+B UNIT 4: Lesson 10

Little Minds at Work – ©Tara West

The



The dog

The dog dug

The dog dug a

The dog dug a hole.

GPH+B UNIT 4: Lesson 11

Little Minds at Work – ©Tara West

That



That crime

That crime is

That crime is a

That crime is a shame.

GPH+B UNIT 4: Lesson 12

Little Minds at Work – ©Tara West

Will



Will the

Will the duke

Will the duke use

Will the duke use this?

GPH+B UNIT 4: Lesson 13

Little Minds at Work – ©Tara West

Can



Can you

Can you play

Can you play a

Can you play a flute?

GPH+B UNIT 4: Lesson 14

Little Minds at Work – ©Tara West

That



That hut

That hut is

That hut is so

That hut is so cute!

GPH+B UNIT 4: Lesson 15

Little Minds at Work – ©Tara West

The



The dune

The dune has

The dune has a

The dune has a slope.

GPH+B UNIT 4: Lesson 16

Little Minds at Work – ©Tara West

These



These are

These are not

These are not for

These are not for you.

GPH+B UNIT 4: Lesson 17

Little Minds at Work – ©Tara West

The



The grove

The grove is

The grove is so

The grove is so big!

GPH+B UNIT 4: Lesson 18

Little Minds at Work – ©Tara West

Grime



Grime is

Grime is on

Grime is on the

Grime is on the truck.

GPH+B UNIT 4: Lesson 19

Little Minds at Work – ©Tara West

This



This space

This space is

This space is so

This space is so little!

GPH+B UNIT 4: Lesson 20

Little Minds at Work – ©Tara West

Did



Did we

Did we miss

Did we miss the

Did we miss the mice?

GPH+B UNIT 4: Lesson 21

Little Minds at Work – ©Tara West

The



The stage

The stage is

The stage is not

The stage is not close.

GPH+B UNIT 4: Lesson 22

Little Minds at Work – ©Tara West

Jade



Jade was

Jade was in

Jade was in a

Jade was in a rage.

GPH+B UNIT 4: Lesson 23

Little Minds at Work – ©Tara West

Grace



Grace is

Grace is a

Grace is a nice

Grace is a nice kid.

Why



Why did

Why did the


Why did the kid

Why did the kid cry?


UNIT 4: CVCE WORDS

Guided Phonics + Beyond

WORD CHAINS



Little Minds at Work – ©Tara West

| | | | | | |
|---|---|---|---|---|--|
| a | e | m | k | t |  |
| s | r | f | l | | |

make → take

take → tame

tame → same

same → sake

sake → rake

rake → rate

rate → fate


fate → fame

fame → lame

lame → lake

GPH+B UNIT 4: Lesson 1

Little Minds at Work – ©Tara West

| | | | | | |
|---|---|---|---|---|--|
| a | e | p | l | g |  |
| d | t | m | b | | |

pale → gale

gale → dale

dale → date

date → gate

gate → late

late → mate

mate → made


made → bade

bade → bale

bale → male

GPH+B UNIT 4: Lesson 2

Little Minds at Work – ©Tara West

| | | | | | |
|---|---|---|---|---|---|
| a | e | c | h | s |  |
| b | k | l | m | | |

chase → case

case → base

base → bake

bake → sake

sake → cake


cake → lake

lake → shake

shake → shame

shame → came

came → lame

| | | | | | |
|---|---|---|---|---|---|
| a | e | r | t | k |  |
| m | f | d | | | |

rat → rate

rate → rake

rake → make

make → mate

mate → mat

mat → fat

fat → fate


fate → fake

fake → fade

fade → fad

GPH+B UNIT 4: Lesson 4

Little Minds at Work – ©Tara West

| | | | | | |
|---|---|---|---|---|---|
| i | e | h | s | r |  |
| t | d | l | b | | |

tire → hire

hire → shire

shire → sire

sire → site

site → side

side → tide

tide → ride

ride → rite

rite → lite


lite → bite

GPH+B UNIT 4: Lessons 5

Little Minds at Work – ©Tara West

GPH+B UNIT 4: Lesson 3

Little Minds at Work – ©Tara West

| | | | | | |
|---|---|---|----------------|---|--|
| i | e | l | m ² | s |  |
| d | w | f | k | | |

lime → slime

slime → slide

slide → side

side → wide

wide → wife


wife → life

life → like

like → Mike

Mike → mime

mime → dime

| | | | | | |
|---|---|---|---|---|--|
| i | e | p | n | f |  |
| d | m | t | | | |

pin → pine

pine → fine

fine → fin

fin → din

din → dine


dine → dime

dime → dim

dim → Tim

Tim → time

time → tine

| | | | | | |
|---|---|---|---|---|--|
| a | i | e | b | k |  |
| l | n | m | | | |

bake → bike

bike → like

like → lake

lake → lane

lane → line


line → mine

mine → mane

mane → make

make → Mike

Mike → bike

| | | | | | |
|---|---|---|---|---|---|
| o | e | h | s | r |  |
| n | p | l | k | j | |

hose → rose

rose → nose

nose → nope

nope → rope

rope → hope


hope → hole

hole → pole

pole → pose

pose → poke

poke → joke

| | | | | | |
|---|---|---|---|---|---|
| o | e | l | n | c |  |
| s | p | v | r | | |

rove → rope

rope → lope

lope → lone

lone → clone

clone → cone


cone → scone

scone → scope

scope → cope

cope → cove

cove → clove

| | | | | | |
|---|----------------|---|---|---|---|
| o | e | r | b | d |  |
| c | t ² | n | | | |

robe → rob

rob → rod

rod → rode

rode → code

code → cod


cod → cot

cot → tot

tot → tote

tote → note

note → not

| | | | | | |
|----------------|---|---|---|---|--|
| a | i | o | e | t |  |
| m ² | k | s | v | | |

tome → tame

tame → time

time → mime

mime → Mike

Mike → make


make → take

take → stake

stake → stoke

stoke → stove

stove → stave

| | | | | | |
|---|---|---|---|---|--|
| u | e | f | s | m |  |
| l | t | b | c | | |

fuse → fume

fume → flume

flume → flute

flute → lute

lute → lube


lube → tube

tube → cube

cube → cute

cute → mute

mute → mule

| | | | | | |
|---|----------------|---|---|---|--|
| u | e | j | n | k |  |
| l | d ² | r | c | s | |

rude → ruse

ruse → rune

rune → dune

dune → June

June → juke


juke → Luke

Luke → duke

duke → dude

dude → rude

rude → crude

| | | | | | |
|---|---|----------------|---|---|---|
| u | e | p ² | c | t |  |
| b | n | r | | | |

pup → cup

cup → cut

cut → cute

cute → cube

cube → cub


cub → tub

tub → tube

tube → tune

tune → rune

rune → prune

| | | | | | |
|----------------|---|---|---|---|---|
| i | e | b | r | n |  |
| d ² | o | u | t | l | |

brine → bride

bride → ride

ride → rode

rode → rude

rude → dude


dude → dune

dune → tune

tune → tone

tone → bone

bone → lone

| | | | | | |
|----------------|---|---|----------------|---|---|
| e ² | t | h | m ² | i |  |
| a | n | o | b | | |

them → theme

theme → meme

meme → mime

mime → time

time → tame


tame → tome

tome → home

home → hone

hone → tone

tone → bone

| | | | | | |
|---|---|---|---|---|--|
| a | e | r | k | b |  |
| o | d | v | c | g | |

cove → dove

dove → drove

drove → rove

rove → rave

rave → rake


rake → brake

brake → brave

brave → crave

crave → grave

grave → grade

| | | | | | |
|---|---|---|---|---|--|
| o | e | s | h | n |  |
| i | p | a | l | m | |

shone → shine

shine → pine

pine → pane

pane → sane

sane → lane


lane → line

line → mine

mine → mile

mile → male

male → mole

| | | | | | |
|----------------|---|---|---|---|--|
| i | a | e | c | d |  |
| n ² | r | p | s | | |

dice → nice

nice → rice

rice → race

race → pace

pace → space


space → spice

spice → spine

spine → pine

pine → nine

nine → dine

| | | | | | |
|---|---|---|---|---|---|
| i | e | u | a | b |  |
| t | r | c | p | l | |

rice → trice

trice → truce

truce → trace

trace → brace

brace → race


race → pace

pace → place

place → lace

lace → lice

lice → rice

| | | | | | |
|---|---|----------------|---|---|---|
| a | e | g ² | t | s |  |
| m | c | i | | | |

stage → sage

sage → Gage

Gage → gate

gate → mate

mate → mage


mage → cage

cage → came

came → same

same → tame

tame → time

| | | | | | |
|---|----------------|---|---|---|---|
| u | g ² | h | l | s |  |
| e | a | r | t | | |

huge → luge

luge → lug

lug → lag

lag → gag

gag → Gage

Gage → rage


rage → rag

rag → tag

tag → stag

stag → stage

| | | | | |
|---|---|---|---|---|
| a | e | g | r | k |
| b | l | w | m | c |



age → rage

rage → rake

rake → bake

bake → wake

wake → wage

wage → mage


mage → cage

cage → rage

rage → race

race → lace

| | | | | |
|---|---|---|---|---|
| y | s | k | p | l |
| r | t | d | f | c |



sky → spy

spy → sly

sly → ply

ply → pry

pry → try

try → dry

dry → cry

cry → fry

fry → fly

fly → sly

UNIT 4: CVCE WORDS


Guided Phonics + Beyond

PHONEMIC AWARENESS ROUTINES



Little Minds at Work – ©Tara West

Sound Addition



"I will state a word. You will add a sound to it."

rake, add /b/ to the beginning

late, add /p/ to the beginning

lick, add /f/ to the beginning

lash, add /s/ to the beginning

Rick, add /b/ to the beginning

lock, add /f/ to the beginning

Guided Phonics + Beyond UNIT 4

Little Minds at Work – ©Tara West

Sound Addition



"I will state a word. You will add a sound to it."

rock, add /f/ to the beginning

rate, add /g/ to the beginning

mock, add /s/ to the beginning

lane, add /p/ to the beginning


at, add /ch/ to the beginning

wig, add /t/ to the beginning

Guided Phonics + Beyond UNIT 4

Little Minds at Work – ©Tara West

Sound Addition



"I will state a word. You will add a sound to it."

rib, add /k/ to the beginning

rash, add /t/ to the beginning

take, add /s/ to the beginning

lick, add /s/ to the beginning

rate, add /k/ to the beginning

Rick, add /t/ to the beginning

Guided Phonics + Beyond UNIT 4

Little Minds at Work – ©Tara West

Sound Addition



"I will state a word. You will add a sound to it."

lake, add /f/ to the beginning

rip, add /d/ to the beginning

lame, add /b/ to the beginning

pat, add /s/ to the beginning

tack, add /s/ to the beginning

lack, add /b/ to the beginning

Guided Phonics + Beyond UNIT 4

Little Minds at Work – ©Tara West

Sound Addition



"I will state a word. You will add a sound to it."

pike, add /s/ to the beginning

rime, add /g/ to the beginning

rot, add /t/ to the beginning

ride, add /b/ to the beginning

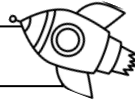
pit, add /s/ to the beginning

pot, add /s/ to the beginning

Guided Phonics + Beyond UNIT 4

Little Minds at Work – ©Tara West

Sound Addition



"I will state a word. You will add a sound to it."

rid, add /g/ to the beginning

rim, add /t/ to the beginning

pill, add /s/ to the beginning

pine, add /s/ to the beginning

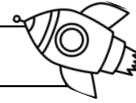
rime, add /p/ to the beginning

wipe, add /s/ to the beginning

Guided Phonics + Beyond UNIT 4

Little Minds at Work – ©Tara West

Sound Addition



"I will state a word. You will add a sound to it."

mile, add /s/ to the beginning

rip, add /d/ to the beginning

ride, add /p/ to the beginning

lot, add /b/ to the beginning


lime, add /s/ to the beginning

rim, add /b/ to the beginning

Guided Phonics + Beyond UNIT 4

Little Minds at Work – ©Tara West

Sound Addition



"I will state a word. You will add a sound to it."

raze, add /g/ to the beginning

lame, add /f/ to the beginning

ire, add /s/ to the beginning

at, add /th/ to the beginning

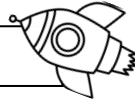
in, add /ch/ to the beginning

rack, add /t/ to the beginning

Guided Phonics + Beyond UNIT 4

Little Minds at Work – ©Tara West

Sound Addition



"I will state a word. You will add a sound to it."

rose, add /f/ to the beginning

pot, add /s/ to the beginning

lop, add /f/ to the beginning

lock, add /b/ to the beginning


poke, add /s/ to the beginning

lobe, add /g/ to the beginning

Guided Phonics + Beyond UNIT 4

Little Minds at Work – ©Tara West

Sound Addition



"I will state a word. You will add a sound to it."

top, add /s/ to the beginning

robe, add /p/ to the beginning

rock, add /f/ to the beginning

cope, add /s/ to the beginning


rose, add /g/ to the beginning

loss, add /f/ to the beginning

Guided Phonics + Beyond UNIT 4

Little Minds at Work – ©Tara West

Sound Addition



"I will state a word. You will add a sound to it."

tock, add /s/ to the beginning

tick, add /s/ to the beginning

till, add /s/ to the beginning

lab, add /b/ to the beginning

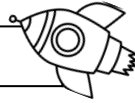
cone, add /s/ to the beginning

toll, add /s/ to the beginning

Guided Phonics + Beyond UNIT 4

Little Minds at Work – ©Tara West

Sound Addition



"I will state a word. You will add a sound to it."

lone, add /k/ to the beginning

rain, add /k/ to the beginning

lane, add /p/ to the beginning

rime, add /g/ to the beginning

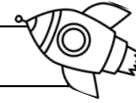
mote, add /s/ to the beginning

rove, add /g/ to the beginning

Guided Phonics + Beyond UNIT 4

Little Minds at Work – ©Tara West

Sound Addition



"I will state a word. You will add a sound to it."

use, add /f/ to the beginning

lute, add /g/ to the beginning

tiff, add /s/ to the beginning

rug, add /d/ to the beginning

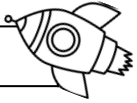
rag, add /d/ to the beginning

rush, add /k/ to the beginning

Guided Phonics + Beyond UNIT 4

Little Minds at Work – ©Tara West

Sound Addition



"I will state a word. You will add a sound to it."

rag, add /b/ to the beginning

lush, add /f/ to the beginning

Luke, add /f/ to the beginning

rule, add /d/ to the beginning

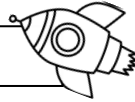
rub, add /g/ to the beginning

tuck, add /s/ to the beginning

Guided Phonics + Beyond UNIT 4

Little Minds at Work – ©Tara West

Sound Addition



"I will state a word. You will add a sound to it."

lug, add /s/ to the beginning

rune, add /p/ to the beginning

tub, add /s/ to the beginning

ruse, add /k/ to the beginning


ruse, add /b/ to the beginning

lug, add /p/ to the beginning

Guided Phonics + Beyond UNIT 4

Little Minds at Work – ©Tara West

Sound Addition



"I will state a word. You will add a sound to it."

rime, add /k/ to the beginning

laze, add /b/ to the beginning

mile, add /s/ to the beginning

tile, add /s/ to the beginning


lace, add /p/ to the beginning

rash, add /b/ to the beginning

Guided Phonics + Beyond UNIT 4

Little Minds at Work – ©Tara West

Sound Addition



"I will state a word. You will add a sound to it."

rash, add /t/ to the beginning

led, add /b/ to the beginning

ill, add /f/ to the beginning

cute, add /s/ to the beginning

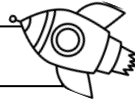
poke, add /s/ to the beginning

lite, add /f/ to the beginning

Guided Phonics + Beyond UNIT 4

Little Minds at Work – ©Tara West

Sound Addition



"I will state a word. You will add a sound to it."

eat, add /p/ to the beginning

ream, add /k/ to the beginning

peck, add /s/ to the beginning

ease, add /th/ to the beginning

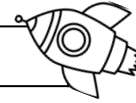
led, add /f/ to the beginning

wipe, add /s/ to the beginning

Guided Phonics + Beyond UNIT 4

Little Minds at Work – ©Tara West

Sound Addition



"I will state a word. You will add a sound to it."

ride, add /t/ to the beginning

ale, add /k/ to the beginning

lush, add /s/ to the beginning

lap, add /s/ to the beginning

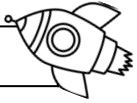
late, add /s/ to the beginning

rock, add /f/ to the beginning

Guided Phonics + Beyond UNIT 4

Little Minds at Work – ©Tara West

Sound Addition



"I will state a word. You will add a sound to it."

ran, add /F/ to the beginning

rib, add /k/ to the beginning

at, add /th/ to the beginning

ate, add /m/ to the beginning

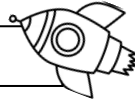
aim, add /t/ to the beginning

right, add /b/ to the beginning

Guided Phonics + Beyond UNIT 4

Little Minds at Work – ©Tara West

Sound Addition



"I will state a word. You will add a sound to it."

lass, add /k/ to the beginning

light, add /f/ to the beginning

lab, add /b/ to the beginning

no, add /s/ to the beginning

rap, add /t/ to the beginning

ace, add /f/ to the beginning

Guided Phonics + Beyond UNIT 4

Little Minds at Work – ©Tara West

Sound Addition



"I will state a word. You will add a sound to it."

lace, add /p/ to the beginning

laze, add /g/ to the beginning

lice, add /s/ to the beginning

rice, add /t/ to the beginning

race, add /b/ to the beginning

wish, add /s/ to the beginning

Guided Phonics + Beyond UNIT 4

Little Minds at Work – ©Tara West

Sound Addition



"I will state a word. You will add a sound to it."

age, add /s/ to the beginning

aid, add /j/ to the beginning

age, add /p/ to the beginning

ill, add /j/ to the beginning

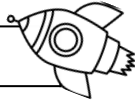
raid, add /g/ to the beginning

nap, add /s/ to the beginning

Guided Phonics + Beyond UNIT 4

Little Minds at Work – ©Tara West

Sound Addition



"I will state a word. You will add a sound to it."

rim, add /t/ to the beginning

all, add /h/ to the beginning

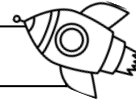
loss, add /g/ to the beginning

rip, add /d/ to the beginning

kale, add /s/ to the beginning

tale, add /s/ to the beginning

Sound Addition



"I will state a word. You will add a sound to it."

ride, add /k/ to the beginning

rude, add /k/ to the beginning

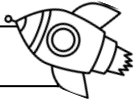
age, add /w/ to the beginning

poke, add /s/ to the beginning

rise, add /p/ to the beginning

cope, add /s/ to the beginning

Sound Addition



"I will state a word. You will add a sound to it."

rye, add /d/ to the beginning

lie, add /f/ to the beginning

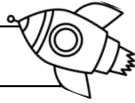
pie, add /s/ to the beginning

rye, add /k/ to the beginning

tie, add /s/ to the beginning

lie, add /s/ to the beginning

Sound Deletion



"I will state a word. You will delete a sound."

Stan, delete /s/

slick, delete /l/

trip, delete /t/

track, delete /t/

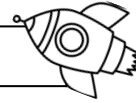
trip, delete /r/

slick, delete /s/

Guided Phonics + Beyond UNIT 4

Little Minds at Work – ©Tara West

Sound Deletion



"I will state a word. You will delete a sound."

track, delete /r/

crib, delete /k/

flash, delete /f/

plate, delete /p/

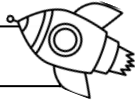
trash, delete /t/

skate, delete /s/

Guided Phonics + Beyond UNIT 4

Little Minds at Work – ©Tara West

Sound Deletion



"I will state a word. You will delete a sound."

brake, delete /r/

cluck, delete /k/

trick, delete /t/

frog, delete /r/

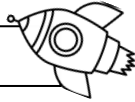
trick, delete /r/

brake, delete /b/

Guided Phonics + Beyond UNIT 4

Little Minds at Work – ©Tara West

Sound Deletion



"I will state a word. You will delete a sound."

crate, delete /r/

grate, delete /g/

trap, delete /t/

crate, delete /k/


trap, delete /r/

grate, delete /r/

Guided Phonics + Beyond UNIT 4

Little Minds at Work – ©Tara West

Sound Deletion



"I will state a word. You will delete a sound."

grime, delete /g/

stiff, delete /s/

still, delete /t/

slip, delete /s/


still, delete /s/

slip, delete /l/

Guided Phonics + Beyond UNIT 4

Little Minds at Work – ©Tara West

Sound Deletion



"I will state a word. You will delete a sound."

snap, delete /s/

brag, delete /b/

flick, delete /f/

glad, delete /g/


snap, delete /n/

slime, delete /s/

Guided Phonics + Beyond UNIT 4

Little Minds at Work – ©Tara West

Sound Deletion



"I will state a word. You will delete a sound."

spike, delete /s/

grime, delete /g/

shire, delete /sh/

pride, delete /p/

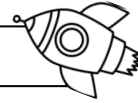
slide, delete /s/

crib, delete /k/

Guided Phonics + Beyond UNIT 4

Little Minds at Work – ©Tara West

Sound Deletion



"I will state a word. You will delete a sound."

slide, delete /l/

stale, delete /s/

spite, delete /p/

stale, delete /t/


drive, delete /r/

thin, delete /th/

Guided Phonics + Beyond UNIT 4

Little Minds at Work – ©Tara West

Sound Deletion



"I will state a word. You will delete a sound."

trip, delete /r/

grill, delete /r/

brick, delete /b/

frill, delete /r/

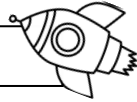
slip, delete /s/

trip, delete /t/

Guided Phonics + Beyond UNIT 4

Little Minds at Work – ©Tara West

Sound Deletion



"I will state a word. You will delete a sound."

slip, delete /l/

click, delete /k/

prime, delete /p/

snide, delete /n/


smite, delete /m/

smite, delete /s/

Guided Phonics + Beyond UNIT 4

Little Minds at Work – ©Tara West

Sound Deletion



"I will state a word. You will delete a sound."

flame, delete /f/

dire, delete /d/

flame, delete /l/

slap, delete /s/

twine, delete /w/

slap, delete /l/

Guided Phonics + Beyond UNIT 4

Little Minds at Work – ©Tara West

Sound Deletion



"I will state a word. You will delete a sound."

stole, delete /s/

blob, delete /l/

stock, delete /t/

Bill, delete /b/

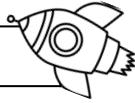
stole, delete /t/

frizz, delete /r/

Guided Phonics + Beyond UNIT 4

Little Minds at Work – ©Tara West

Sound Deletion



"I will state a word. You will delete a sound."

twinn, delete /t/

spill, delete /s/

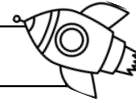
swish, delete /s/

spot, delete /s/

spill, delete /p/

twinn, delete /w/

Sound Deletion



"I will state a word. You will delete a sound."

stack, delete /s/

stack, delete /t/

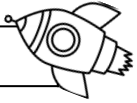
bled, delete /b/

pluck, delete /p/

bled, delete /l/

pluck, delete /l/

Sound Deletion



"I will state a word. You will delete a sound."

smell, delete /m/

slug, delete /s/

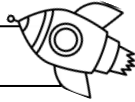
speck, delete /s/

clash, delete /k/

bless, delete /b/

clash, delete /l/

Sound Deletion



"I will state a word. You will delete a sound."

flax, delete /l/

slat, delete /l/


flax, delete /f/

drill, delete /r/

stag, delete /t/

stag, delete /s/

Sound Deletion



"I will state a word. You will delete a sound."

bluff, delete /l/

quill, delete /kw/


gash, delete /g/

skim, delete /s/

prick, delete /r/

plane, delete /l/

Sound Deletion



"I will state a word. You will delete a sound."

plane, delete /p/

drove, delete /r/


clove, delete /l/

probe, delete /p/

scone, delete /s/

stoke, delete /t/

Sound Deletion



"I will state a word. You will delete a sound."

crude, delete /k/

prune, delete /p/

flush, delete /f/

stuff, delete /s/

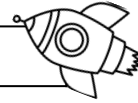
glute, delete /g/

flute, delete /f/

Guided Phonics + Beyond UNIT 4

Little Minds at Work – ©Tara West

Sound Deletion



"I will state a word. You will delete a sound."

case, delete /k/

grave, delete /g/

glass, delete /l/

grave, delete /r/


grab, delete /r/

brace, delete /b/

Guided Phonics + Beyond UNIT 4

Little Minds at Work – ©Tara West

Sound Deletion



"I will state a word. You will delete a sound."

skin, delete /s/

snap, delete /s/

trill, delete /r/

snap, delete /n/

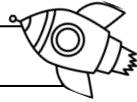
Smith, delete /s/

which, delete /wh/

Guided Phonics + Beyond UNIT 4

Little Minds at Work – ©Tara West

Sound Deletion



"I will state a word. You will delete a sound."

place, delete /l/

price, delete /p/

place, delete /p/

space, delete /s/


flume, delete /l/

flume, delete /f/

Guided Phonics + Beyond UNIT 4

Little Minds at Work – ©Tara West

Sound Deletion



"I will state a word. You will delete a sound."

scute, delete /s/

snow, delete /s/

stage, delete /t/

scute, delete /k/


skip, delete /k/

trim, delete /r/

Guided Phonics + Beyond UNIT 4

Little Minds at Work – ©Tara West

Sound Deletion



"I will state a word. You will delete a sound."

trim, delete /t/

Brock, delete /b/

slack, delete /l/

Fran, delete /r/

Fran, delete /f/

Grace, delete /g/

Guided Phonics + Beyond UNIT 4

Little Minds at Work – ©Tara West

Sound Deletion



"I will state a word. You will delete a sound."

brace, delete /r/

dry, delete /d/

spy, delete /s/

fly, delete /f/

spy, delete /p/

dry, delete /r/

Vowel Sounds



"I will state a word. You will state if the vowel is long or short."

bake

back

rack

rake

rate

rat

Cate

cat

Guided Phonics + Beyond UNIT 4

Little Minds at Work – ©Tara West

Vowel Sounds



"I will state a word. You will state if the vowel is long or short."

cap

cape

Jan

Jane

cane

can

mat

mate

Guided Phonics + Beyond UNIT 4

Little Minds at Work – ©Tara West

Vowel Sounds



"I will state a word. You will state if the vowel is long or short."

made

mad

lack

lake

tap

tape

Blake

black

Guided Phonics + Beyond UNIT 4

Little Minds at Work – ©Tara West

Vowel Sounds



"I will state a word. You will state if the vowel is long or short."

Mack

make

glade

glad

nape

nap

whack

wake

Guided Phonics + Beyond UNIT 4

Little Minds at Work – ©Tara West

Vowel Sounds



"I will state a word. You will state if the vowel is long or short."

sit

site

writ

write

mitt

mite

ripe

rip

Guided Phonics + Beyond UNIT 4

Little Minds at Work – ©Tara West

Vowel Sounds



"I will state a word. You will state if the vowel is long or short."

side

Sid

quite

quit

file

fill

mill

mile

Guided Phonics + Beyond UNIT 4

Little Minds at Work – ©Tara West

Vowel Sounds



"I will state a word. You will state if the vowel is long or short."

whiff

wife

fill

file

fine

fin


pike

pick

Guided Phonics + Beyond UNIT 4

Little Minds at Work – ©Tara West

Vowel Sounds



"I will state a word. You will state if the vowel is long or short."

grade

grad

shade

Shad

has

haze

twine

twin

Guided Phonics + Beyond UNIT 4

Little Minds at Work – ©Tara West

Vowel Sounds



"I will state a word. You will state if the vowel is long or short."

cope

cop

nod

node

smoke

smock

hope

hop

Guided Phonics + Beyond UNIT 4

Little Minds at Work – ©Tara West

Vowel Sounds



"I will state a word. You will state if the vowel is long or short."

rob

robe

code

cod

mop

mope

dote

dot

Guided Phonics + Beyond UNIT 4

Little Minds at Work – ©Tara West

Vowel Sounds



"I will state a word. You will state if the vowel is long or short."

tome

Tom

tot

tote

rode

rod

woke

wok

Guided Phonics + Beyond UNIT 4

Little Minds at Work – ©Tara West

Vowel Sounds



"I will state a word. You will state if the vowel is long or short."

lob

lobe

not

note

con

cone

poke

pock

Guided Phonics + Beyond UNIT 4

Little Minds at Work – ©Tara West

Vowel Sounds



"I will state a word. You will state if the vowel is long or short."

cub

cube

crud

crude

rune

run


Russ

ruse

Guided Phonics + Beyond UNIT 4

Little Minds at Work – ©Tara West

Vowel Sounds



"I will state a word. You will state if the vowel is long or short."

tube

tub

puck

puke

plum

plume

cut

cute

Guided Phonics + Beyond UNIT 4

Little Minds at Work – ©Tara West

Vowel Sounds



"I will state a word. You will state if the vowel is long or short."

use

us

duck

Duke

mutt

mute

dude

dud

Guided Phonics + Beyond UNIT 4

Little Minds at Work – ©Tara West

Vowel Sounds



"I will state a word. You will state if the vowel is long or short."

sham

shame

bloke

block

slope

slop

spine

spin

Guided Phonics + Beyond UNIT 4

Little Minds at Work – ©Tara West

Vowel Sounds



"I will state a word. You will state if the vowel is long or short."

spit

spite

pet

Pete

theme

them

slat

slate

Guided Phonics + Beyond UNIT 4

Little Minds at Work – ©Tara West

Vowel Sounds



"I will state a word. You will state if the vowel is long or short."

dine

din

tin

tine

stoke

stock

mode

mod

Guided Phonics + Beyond UNIT 4

Little Minds at Work – ©Tara West

Vowel Sounds



"I will state a word. You will state if the vowel is long or short."

broke

Brock

joke

jock

gal

gale

quack

quake

Guided Phonics + Beyond UNIT 4

Little Minds at Work – ©Tara West

Vowel Sounds



"I will state a word. You will state if the vowel is long or short."

fad

fade

raze

razz

doll

dole


lamb

lame

Guided Phonics + Beyond UNIT 4

Little Minds at Work – ©Tara West

Vowel Sounds



"I will state a word. You will state if the vowel is long or short."

skat

skate

snake

snack

Tam

tame

June

Jun

Guided Phonics + Beyond UNIT 4

Little Minds at Work – ©Tara West

Vowel Sounds



"I will state a word. You will state if the vowel is long or short."

man

mane

grass

Grace

mace

mass

brass

brace

Guided Phonics + Beyond UNIT 4

Little Minds at Work – ©Tara West

Vowel Sounds



"I will state a word. You will state if the vowel is long or short."

sag

sage

mace

Mack

Vick

vice

lug

luge

Guided Phonics + Beyond UNIT 4

Little Minds at Work – ©Tara West

Vowel Sounds



"I will state a word. You will state if the vowel is long or short."

trice

trick

slice

slick

gag

Gage

puck

puce


Guided Phonics + Beyond UNIT 4

Little Minds at Work – ©Tara West

UNIT 4: CVCE WORDS

Guided Phonics + Beyond

DICTATION ROUTINES



Little Minds at Work – ©Tara West

Dictation



"I will state a word for you to write."

rake

fade

save

glaze

blade

lane

"I will state a phrase for you to write."

Jake is in the shade.

What shape is that?

GPH+B UNIT 4 Lesson 1

Little Minds at Work – ©Tara West

Dictation



"I will state a word for you to write."

cape

stale

chase

gaze

tale

rate

"I will state a phrase for you to write."

Set it in the frame.

I made you a cake.

GPH+B UNIT 4 Lesson 2

Little Minds at Work – ©Tara West

Dictation



"I will state a word for you to write."

drape

scale

quake

case

wade

make

"I will state a phrase for you to write."

Is the ape tame?

A whale is not in the lake.

GPH+B UNIT 4 Lesson 3

Little Minds at Work – ©Tara West

Dictation



"I will state a word for you to write."

faze

save

pave

scale

lane

make

"I will state a phrase for you to write."

I will take the bag.

What was your grade?

GPH+B UNIT 4 Lesson 4

Little Minds at Work – ©Tara West

Dictation



"I will state a word for you to write."

life

hide

spike

dine

chive

wire

"I will state a phrase for you to write."

Do not go up the slide!

Did you like the lime?

GPH+B UNIT 4 Lesson 5

Little Minds at Work – ©Tara West

Dictation



"I will state a word for you to write."

quite

tide

pride

mite

dine

hire

"I will state a phrase for you to write."

The prize is mine!

I like your smile.

GPH+B UNIT 4 Lesson 6

Little Minds at Work – ©Tara West

Dictation



"I will state a word for you to write."

vibe

size

fine

hike

time

dive

"I will state a phrase for you to write."

I will hire him for the job.

Is that kid five?

GPH+B UNIT 4 Lesson 7

Little Minds at Work – ©Tara West

Dictation



"I will state a word for you to write."

fame

vane

white

name

wife

pile

"I will state a phrase for you to write."

I can ride on a plane.

Glaze is on the cake.

GPH+B UNIT 4 Lesson 8

Little Minds at Work – ©Tara West

Dictation



"I will state a word for you to write."

hope

nope

drone

mope

prone

poke

"I will state a phrase for you to write."

I set the vote in the box.

I can spot a mole in a hole.

GPH+B UNIT 4 Lesson 9

Little Minds at Work – ©Tara West

Dictation



"I will state a word for you to write."

mode

rote

sole

clove

joke

tome

"I will state a phrase for you to write."

Set the pan on the stove.

I did not like his tone.

GPH+B UNIT 4 Lesson 10

Little Minds at Work – ©Tara West

Dictation



"I will state a word for you to write."

joke

lobe

code

dome

nose

slope

"I will state a phrase for you to write."

I like your little tote.

Do not poke the ram.

GPH+B UNIT 4 Lesson 11

Little Minds at Work – ©Tara West

Dictation



"I will state a word for you to write."

fake

grime

stole

mime

cove

stake

"I will state a phrase for you to write."

Did you choke on the bone?

I broke the vase.

GPH+B UNIT 4 Lesson 12

Little Minds at Work – ©Tara West

Dictation



"I will state a word for you to write."

cube

rule

fume

dune

rune

flume

"I will state a phrase for you to write."

I can play the flute.

A prune has a pit.

GPH+B UNIT 4 Lesson 13

Little Minds at Work – ©Tara West

Dictation



"I will state a word for you to write."

dupe

tube

glute

fuse

use

June

"I will state a phrase for you to write."

I do not like the fume.

That is such a cute cub.

GPH+B UNIT 4 Lesson 14

Little Minds at Work – ©Tara West

Dictation



"I will state a word for you to write."

scute

prune

rude

flute

juke

ruse

"I will state a phrase for you to write."

I did not use the tube.

Do not be rude to her.

GPH+B UNIT 4 Lesson 15

Little Minds at Work – ©Tara West

Dictation



"I will state a word for you to write."

tape

muse

wire

smile

choke

faze

"I will state a phrase for you to write."

Can you mute it?

Mix it with a bit of clove.

GPH+B UNIT 4 Lesson 16

Little Minds at Work – ©Tara West

Dictation



"I will state a word for you to write."

these

eve

Pete

theme

creme

Steve

"I will state a phrase for you to write."

Steve is the name of his pet.

I will pick a fun theme.

GPH+B UNIT 4 Lesson 17

Little Minds at Work – ©Tara West

Dictation



"I will state a word for you to write."

fame

stoke

tone

side

while

bode

"I will state a phrase for you to write."

The globe fell onto the rug.

Did you crave the glaze?

GPH+B UNIT 4 Lesson 18

Little Minds at Work – ©Tara West

Dictation



"I will state a word for you to write."

vale

pride

role

hone

slide

gaze

"I will state a phrase for you to write."

I had fun in the maze.

A vole is in the hole.

GPH+B UNIT 4 Lesson 19

Little Minds at Work – ©Tara West

Dictation



"I will state a word for you to write."

twice

race

place

mice

pace

nice

"I will state a phrase for you to write."

The dress had some lace.

You have mud on your face.

GPH+B UNIT 4 Lesson 20

Little Minds at Work – ©Tara West

Dictation



"I will state a word for you to write."

vice

trace

ice

brace

price

truce

"I will state a phrase for you to write."

Slice the ham for me.

This dish has a lot of spice.

GPH+B UNIT 4 Lesson 21

Little Minds at Work – ©Tara West

Dictation



"I will state a word for you to write."

cage

luge

jade

wage

huge

mage

"I will state a phrase for you to write."

What is your age?

Do not get into a rage!

GPH+B UNIT 4 Lesson 22

Little Minds at Work – ©Tara West

Dictation



"I will state a word for you to write."

sage

age

rage

page

joke

cage

"I will state a phrase for you to write."

Gage can win the race!

Set it on the stage.

GPH+B UNIT 4 Lesson 23

Little Minds at Work – ©Tara West

Dictation



"I will state a word for you to write."

wage

vice

slice

twice

trace

page

"I will state a phrase for you to write."

Grace is nice to me.

We made a truce.

Dictation



"I will state a word for you to write."

by

spy

dry

why

try

ply

"I will state a phrase for you to write."

The kid is shy.

That is a sly fox.

Name:

Dictation Practice



Listen and write.

| | | |
|--|--|--|
| | | |
| | | |
| | | |
| | | |

| | | |
|--|--|--|
| | | |
| | | |
| | | |
| | | |


| | | |
|--|--|--|
| | | |
| | | |
| | | |
| | | |
| | | |
| | | |

| | | |
|--|--|--|
| | | |
| | | |
| | | |
| | | |
| | | |
| | | |

UNIT 4: CVCE WORDS

Guided Phonics + Beyond

MAPPING ROUTINES



Little Minds at Work – ©Tara West

Orthographic Word Mapping



"Listen.
Repeat
the word."

"Tap the
sounds in
the word."

"Map the
sounds in
the word."

make

/m/, /ā/, /k/

/m/, /ā/, /k/

fame

/f/, /ā/, /m/

/f/, /ā/, /m/

lane

/l/, /ā/, /n/

/l/, /ā/, /n/

vase

/v/, /ā/, /s/

/v/, /ā/, /s/

"After you map the sounds, write a letter for each sound. What is the word? What are the sounds? What letter do we not hear?"

GPH+B UNIT 4 Lesson 1

Little Minds at Work – ©Tara West

Orthographic Word Mapping



"Listen.
Repeat
the word."

"Tap the
sounds in
the word."

"Map the
sounds in
the word."

save

/s/, /ā/, /v/

/s/, /ā/, /v/

pane

/p/, /ā/, /n/

/p/, /ā/, /n/

take

/t/, /ā/, /k/

/t/, /ā/, /k/

gave

/g/, /ā/, /v/

/g/, /ā/, /v/

"After you map the sounds, write a letter for each sound. What is the word? What are the sounds? What letter do we not hear?"

GPH+B UNIT 4 Lesson 2

Little Minds at Work – ©Tara West

Orthographic Word Mapping



"Listen.
Repeat
the word."

"Tap the
sounds in
the word."

"Map the
sounds in
the word."

bake

/b/, /ā/, /k/

/b/, /ā/, /k/

game

/g/, /ā/, /m/

/g/, /ā/, /m/

wave

/w/, /ā/, /v/

/w/, /ā/, /v/

cape

/k/, /ā/, /p/

/k/, /ā/, /p/

"After you map the sounds, write a letter for each sound. What is the word? What are the sounds? What letter do we not hear?"

GPH+B UNIT 4 Lesson 3

Little Minds at Work – ©Tara West

Orthographic Word Mapping



"Listen.
Repeat
the word."

"Tap the
sounds in
the word."

"Map the
sounds in
the word."

tale

/t/, /ā/, /l/

/t/, /ā/, /l/

fake

/f/, /ā/, /k/

/f/, /ā/, /k/

lake

/l/, /ā/, /k/

/l/, /ā/, /k/

rate

/r/, /ā/, /t/

/r/, /ā/, /t/

"After you map the sounds, write a letter for each sound. What is the word? What are the sounds? What letter do we not hear?"

GPH+B UNIT 4 Lesson 4

Little Minds at Work – ©Tara West

Orthographic Word Mapping



"Listen.
Repeat
the word."

"Tap the
sounds in
the word."

"Map the
sounds in
the word."

hike

/h/, /ī/, /k/

/h/, /ī/, /k/

pine

/p/, /ī/, /n/

/p/, /ī/, /n/

mile

/m/, /ī/, /l/

/m/, /ī/, /l/

file

/f/, /ī/, /l/

/f/, /ī/, /l/

"After you map the sounds, write a letter for each sound. What is the word? What are the sounds? What letter do we not hear?"

GPH+B UNIT 4 Lesson 5

Little Minds at Work – ©Tara West

Orthographic Word Mapping



"Listen.
Repeat
the word."

"Tap the
sounds in
the word."

"Map the
sounds in
the word."

dive

/d/, /ī/, /v/

/d/, /ī/, /v/

wire

/w/, /ī/, /r/

/w/, /ī/, /r/

line

/l/, /ī/, /n/

/l/, /ī/, /n/

bike

/b/, /ī/, /k/

/b/, /ī/, /k/

"After you map the sounds, write a letter for each sound. What is the word? What are the sounds? What letter do we not hear?"

GPH+B UNIT 4 Lesson 6

Little Minds at Work – ©Tara West

Orthographic Word Mapping



"Listen.
Repeat
the word."

"Tap the
sounds in
the word."

"Map the
sounds in
the word."

tire

/t/, /ī/, /r/

/t/, /ī/, /r/

hide

/h/, /ī/, /d/

/h/, /ī/, /d/

time

/t/, /ī/, /m/

/t/, /ī/, /m/

pile

/p/, /ī/, /l/

/p/, /ī/, /l/

"After you map the sounds, write a letter for each sound. What is the word? What are the sounds? What letter do we not hear?"

GPH+B UNIT 4 Lesson 7

Little Minds at Work – ©Tara West

Orthographic Word Mapping



"Listen.
Repeat
the word."

"Tap the
sounds in
the word."

"Map the
sounds in
the word."

hive

/h/, /ī/, /v/

/h/, /ī/, /v/

sale

/s/, /ā/, /l/

/s/, /ā/, /l/

made

/m/, /ā/, /d/

/m/, /ā/, /d/

bite

/b/, /ī/, /t/

/b/, /ī/, /t/

"After you map the sounds, write a letter for each sound. What is the word? What are the sounds? What letter do we not hear?"

GPH+B UNIT 4 Lesson 8

Little Minds at Work – ©Tara West

Orthographic Word Mapping



"Listen.
Repeat
the word."

"Tap the
sounds in
the word."

"Map the
sounds in
the word."

rope

/r/, /ō/, /p/

/r/, /ō/, /p/

poke

/p/, /ō/, /k/

/p/, /ō/, /k/

hole

/h/, /ō/, /l/

/h/, /ō/, /l/

dote

/d/, /ō/, /t/

/d/, /ō/, /t/

"After you map the sounds, write a letter for each sound. What is the word? What are the sounds? What letter do we not hear?"

GPH+B UNIT 4 Lesson 9

Little Minds at Work – ©Tara West

Orthographic Word Mapping



"Listen.
Repeat
the word."

"Tap the
sounds in
the word."

"Map the
sounds in
the word."

yoke

/y/, /ō/, /k/

/y/, /ō/, /k/

dome

/d/, /ō/, /m/

/d/, /ō/, /m/

cope

/k/, /ō/, /p/

/k/, /ō/, /p/

robe

/r/, /ō/, /b/

/r/, /ō/, /b/

"After you map the sounds, write a letter for each sound. What is the word? What are the sounds? What letter do we not hear?"

GPH+B UNIT 4 Lesson 10

Little Minds at Work – ©Tara West

Orthographic Word Mapping



"Listen.
Repeat
the word."

"Tap the
sounds in
the word."

"Map the
sounds in
the word."

pole

/p/, /ō/, /l/

/p/, /ō/, /l/

rose

/r/, /ō/, /s/

/r/, /ō/, /s/

joke

/j/, /ō/, /k/

/j/, /ō/, /k/

tote

/t/, /ō/, /t/

/t/, /ō/, /t/

"After you map the sounds, write a letter for each sound. What is the word? What are the sounds? What letter do we not hear?"

GPH+B UNIT 4 Lesson 11

Little Minds at Work – ©Tara West

Orthographic Word Mapping



"Listen.
Repeat
the word."

"Tap the
sounds in
the word."

"Map the
sounds in
the word."

hope

/h/, /ō/, /p/

/h/, /ō/, /p/

shade

/sh/, /ā/, /d/

/sh/, /ā/, /d/

mole

/m/, /ō/, /l/

/m/, /ō/, /l/

vibe

/v/, /ī/, /b/

/v/, /ī/, /b/

"After you map the sounds, write a letter for each sound. What is the word? What are the sounds? What letter do we not hear?"

GPH+B UNIT 4 Lesson 12

Little Minds at Work – ©Tara West

Orthographic Word Mapping



"Listen.
Repeat
the word."

"Tap the
sounds in
the word."

"Map the
sounds in
the word."

mute

/m/, /ū/, /t/

/m/, /ū/, /t/

mule

/m/, /ū/, /l/

/m/, /ū/, /l/

tube

/t/, /ū/, /b/

/t/, /ū/, /b/

cute

/k/, /ū/, /t/

/k/, /ū/, /t/

"After you map the sounds, write a letter for each sound. What is the word? What are the sounds? What letter do we not hear?"

GPH+B UNIT 4 Lesson 13

Little Minds at Work – ©Tara West

Orthographic Word Mapping



"Listen.
Repeat
the word."

"Tap the
sounds in
the word."

"Map the
sounds in
the word."

June

/j/, /ū/, /n/

/j/, /ū/, /n/

cube

/k/, /ū/, /b/

/k/, /ū/, /b/

dune

/d/, /ū/, /n/

/d/, /ū/, /n/

rule

/r/, /ū/, /l/

/r/, /ū/, /l/

"After you map the sounds, write a letter for each sound. What is the word? What are the sounds? What letter do we not hear?"

GPH+B UNIT 4 Lesson 14

Little Minds at Work – ©Tara West

Orthographic Word Mapping



"Listen.
Repeat
the word."

"Tap the
sounds in
the word."

"Map the
sounds in
the word."

tune

/t/, /ū/, /n/

/t/, /ū/, /n/

rude

/r/, /ū/, /d/

/r/, /ū/, /d/

duke

/d/, /ū/, /k/

/d/, /ū/, /k/

dude

/d/, /ū/, /d/

/d/, /ū/, /d/

"After you map the sounds, write a letter for each sound. What is the word? What are the sounds? What letter do we not hear?"

GPH+B UNIT 4 Lesson 15

Little Minds at Work – ©Tara West

Orthographic Word Mapping



"Listen.
Repeat
the word."

"Tap the
sounds in
the word."

"Map the
sounds in
the word."

shone

/sh/, /ō/, /n/

/sh/, /ō/, /n/

dupe

/d/, /ū/, /p/

/d/, /ū/, /p/

cane

/k/, /ā/, /n/

/k/, /ā/, /n/

dine

/d/, /ī/, /n/

/d/, /ī/, /n/

"After you map the sounds, write a letter for each sound. What is the word? What are the sounds? What letter do we not hear?"

GPH+B UNIT 4 Lesson 16

Little Minds at Work – ©Tara West

Orthographic Word Mapping



"Listen.
Repeat
the word."

"Tap the
sounds in
the word."

"Map the
sounds in
the word."

Pete

/p/, /ē/, /t/

/p/, /ē/, /t/

theme

/th/, /ē/, /m/

/th/, /ē/, /m/

meme

/m/, /ē/, /m/

/m/, /ē/, /m/

Steve

/s/, /t/, /ē/, /v/

/s/, /t/, /ē/, /v/

"After you map the sounds, write a letter for each sound. What is the word? What are the sounds? What letter do we not hear?"

GPH+B UNIT 4 Lesson 17

Little Minds at Work – ©Tara West

Orthographic Word Mapping



"Listen.
Repeat
the word."

"Tap the
sounds in
the word."

"Map the
sounds in
the word."

bone

/b/, /ō/, /n/

/b/, /ō/, /n/

kale

/k/, /ā/, /l/

/k/, /ā/, /l/

cove

/k/, /ō/, /v/

/k/, /ō/, /v/

fine

/f/, /ī/, /n/

/f/, /ī/, /n/

"After you map the sounds, write a letter for each sound. What is the word? What are the sounds? What letter do we not hear?"

GPH+B UNIT 4 Lesson 18

Little Minds at Work – ©Tara West

Orthographic Word Mapping



"Listen.
Repeat
the word."

"Tap the
sounds in
the word."

"Map the
sounds in
the word."

jive

/j/, /ī/, /v/

/j/, /ī/, /v/

zone

/z/, /ō/, /n/

/z/, /ō/, /n/

lute

/l/, /ū/, /t/

/l/, /ū/, /t/

whale

/wh/, /ā/, /l/

/wh/, /ā/, /l/

"After you map the sounds, write a letter for each sound. What is the word? What are the sounds? What letter do we not hear?"

GPH+B UNIT 4 Lesson 19

Little Minds at Work – ©Tara West

Orthographic Word Mapping



"Listen.
Repeat
the word."

"Tap the
sounds in
the word."

"Map the
sounds in
the word."

race

/r/, /ā/, /s/

/r/, /ā/, /s/

mice

/m/, /ī/, /s/

/m/, /ī/, /s/

nice

/n/, /ī/, /s/

/n/, /ī/, /s/

lace

/l/, /ā/, /s/

/l/, /ā/, /s/

"After you map the sounds, write a letter for each sound. What is the word? What are the sounds? What letter do we not hear?"

GPH+B UNIT 4 Lesson 20

Little Minds at Work – ©Tara West

Orthographic Word Mapping



"Listen.
Repeat
the word."

"Tap the
sounds in
the word."

"Map the
sounds in
the word."

dice

/d/, /ī/, /s/

/d/, /ī/, /s/

face

/f/, /ā/, /s/

/f/, /ā/, /s/

vice

/v/, /ī/, /s/

/v/, /ī/, /s/

pace

/p/, /ā/, /s/

/p/, /ā/, /s/

"After you map the sounds, write a letter for each sound. What is the word? What are the sounds? What letter do we not hear?"

GPH+B UNIT 4 Lesson 21

Little Minds at Work – ©Tara West

Orthographic Word Mapping



"Listen.
Repeat
the word."

"Tap the
sounds in
the word."

"Map the
sounds in
the word."

rage

/r/, /ā/, /j/

/r/, /ā/, /j/

huge

/h/, /ū/, /j/

/h/, /ū/, /j/

page

/p/, /ā/, /j/

/p/, /ā/, /j/

wage

/w/, /ā/, /j/

/w/, /ā/, /j/

"After you map the sounds, write a letter for each sound. What is the word? What are the sounds? What letter do we not hear?"

GPH+B UNIT 4 Lesson 22

Little Minds at Work – ©Tara West

Orthographic Word Mapping



"Listen.
Repeat
the word."

"Tap the
sounds in
the word."

"Map the
sounds in
the word."

cage

/k/, /ā/, /j/

/k/, /ā/, /j/

sage

/s/, /ā/, /j/

/s/, /ā/, /j/

luge

/l/, /ū/, /j/

/l/, /ū/, /j/

mage

/m/, /ā/, /j/

/m/, /ā/, /j/

"After you map the sounds, write a letter for each sound. What is the word? What are the sounds? What letter do we not hear?"

GPH+B UNIT 4 Lesson 23

Little Minds at Work – ©Tara West

Orthographic Word Mapping



"Listen.
Repeat
the word."

"Tap the
sounds in
the word."

"Map the
sounds in
the word."

cove

/k/, /ō/, /v/

/k/, /ō/, /v/

Gage

/g/, /ā/, /j/

/g/, /ā/, /j/

case

/k/, /ā/, /s/

/k/, /ā/, /s/

puce

/p/, /ū/, /s/

/p/, /ū/, /s/

"After you map the sounds, write a letter for each sound. What is the word? What are the sounds? What letter do we not hear?"

Orthographic Word Mapping



"Listen.
Repeat
the word."

"Tap the
sounds in
the word."

"Map the
sounds in
the word."

try

/t/, /r/, /ī/

/t/, /r/, /ī/

fly

/f/, /l/, /ī/

/f/, /l/, /ī/

pry

/p/, /r/, /ī/

/p/, /r/, /ī/

sly

/s/, /l/, /ī/

/s/, /l/, /ī/

"After you map the sounds, write a letter for each sound. What is the word? What are the sounds? How do we spell the word?"

Name:

Mapping Practice



Listen and map.

| | | |
|--|--|--|
| | | |
|--|--|--|

| | | |
|--|--|--|
| | | |
|--|--|--|

Guided Phonics + Beyond UNIT 4

Little Minds at Work – ©Tara West

Name:

Mapping Practice



Listen and map.

| | | |
|--|--|--|
| | | |
|--|--|--|

| | | |
|--|--|--|
| | | |
|--|--|--|

Guided Phonics + Beyond UNIT 4

Little Minds at Work – ©Tara West

Name:

Mapping Practice



Listen and map.

| | | |
|--|--|--|
| | | |
|--|--|--|

e

| | | |
|--|--|--|
| | | |
|--|--|--|

e

Guided Phonics + Beyond UNIT 4

Little Minds at Work – ©Tara West

Name:

Mapping Practice



Listen and map.

| | | |
|--|--|--|
| | | |
|--|--|--|

e

| | | |
|--|--|--|
| | | |
|--|--|--|

e

Guided Phonics + Beyond UNIT 4

Little Minds at Work – ©Tara West

Name:

Mapping Practice



Listen and map.

| | | |
|--|--|--|
| | | |
|--|--|--|

| | | |
|--|--|--|
| | | |
|--|--|--|

Guided Phonics + Beyond UNIT 4

Little Minds at Work – ©Tara West

Name:

Mapping Practice



Listen and map.

| | | |
|--|--|--|
| | | |
|--|--|--|

| | | |
|--|--|--|
| | | |
|--|--|--|

Guided Phonics + Beyond UNIT 4

Little Minds at Work – ©Tara West

We hid in a cave.



Guided Phonics + Beyond UNIT 4: Lesson 1

Little Minds at Work – ©Tara West

Play this game.



Guided Phonics + Beyond UNIT 4: Lesson 2

Little Minds at Work – ©Tara West

Fix that gate.



Guided Phonics + Beyond UNIT 4: Lesson 3

Little Minds at Work – ©Tara West

Did he take it?



Guided Phonics + Beyond UNIT 4: Lesson 4

Little Minds at Work – ©Tara West


The hive is big.



Guided Phonics + Beyond UNIT 4: Lesson 5

Little Minds at Work – ©Tara West

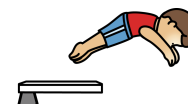
I am on a hike.



Guided Phonics + Beyond UNIT 4: Lesson 6

Little Minds at Work – ©Tara West

Can Kit dive in?



Guided Phonics + Beyond UNIT 4: Lesson 7

Little Minds at Work – ©Tara West

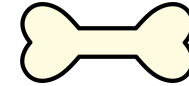
Tate lit the fire.



Guided Phonics + Beyond UNIT 4: Lesson 8

Little Minds at Work – ©Tara West

A dog got a bone.



Guided Phonics + Beyond UNIT 4: Lesson 9

Little Minds at Work – ©Tara West

I like that joke.



Guided Phonics + Beyond UNIT 4: Lesson 10

Little Minds at Work – ©Tara West


I am not in a zone.



Guided Phonics + Beyond UNIT 4: Lesson 11

Little Minds at Work – ©Tara West

Get in the line.



Guided Phonics + Beyond UNIT 4: Lesson 12

Little Minds at Work – ©Tara West


Is the dude rude?



Guided Phonics + Beyond UNIT 4: Lesson 13

Little Minds at Work – ©Tara West

The dune is hot!



Guided Phonics + Beyond UNIT 4: Lesson 14

Little Minds at Work – ©Tara West

I smell the fume.



Guided Phonics + Beyond UNIT 4: Lesson 15

Little Minds at Work – ©Tara West

Hide in the dome.



Guided Phonics + Beyond UNIT 4: Lesson 16

Little Minds at Work – ©Tara West

Do you like these?



Guided Phonics + Beyond UNIT 4: Lesson 17

Little Minds at Work – ©Tara West

The tot is cute.



Guided Phonics + Beyond UNIT 4: Lesson 18

Little Minds at Work – ©Tara West

She made it shine.



Guided Phonics + Beyond UNIT 4: Lesson 19

Little Minds at Work – ©Tara West


Space is fun!



Guided Phonics + Beyond UNIT 4: Lesson 20

Little Minds at Work – ©Tara West

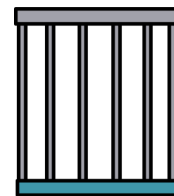

She is a nice kid.



Guided Phonics + Beyond UNIT 4: Lesson 21

Little Minds at Work – ©Tara West


Is it in the cage?



Guided Phonics + Beyond UNIT 4: Lesson 22

Little Minds at Work – ©Tara West

His wage is huge!



Guided Phonics + Beyond UNIT 4: Lesson 23

Little Minds at Work – ©Tara West


I made some rice.



Guided Phonics + Beyond UNIT 4: Lesson 24

Little Minds at Work – ©Tara West

Did you dry it?



UNIT 4: CVCE WORDS

Guided Phonics + Beyond

VOWEL ROUTINES



Little Minds at Work – ©Tara West

Vowel Sticks



"I will state a vowel sound. You'll show the matching vowel stick."

| | | | | |
|---|---|--|--|--|
| ā | ă | | | |
|---|---|--|--|--|

"I will state a word. You'll show the vowel stick."

| | | |
|------|-------|------|
| bath | tale | gate |
| pale | smash | cat |
| mate | wax | rate |

GPH+B UNIT 4 Lesson 1

Little Minds at Work – ©Tara West

Vowel Sticks



"I will state a vowel sound. You'll show the matching vowel stick."

| | | | | |
|---|---|--|--|--|
| ā | ă | | | |
|---|---|--|--|--|

"I will state a word. You'll show the vowel stick."

| | | |
|------|-------|------|
| take | rash | gave |
| math | tap | Jake |
| rad | graze | nape |

GPH+B UNIT 4 Lesson 2

Little Minds at Work – ©Tara West

Vowel Sticks



"I will state a vowel sound. You'll show the matching vowel stick."

| | | | | |
|---|---|--|--|--|
| ā | ă | | | |
|---|---|--|--|--|

"I will state a word. You'll show the vowel stick."

| | | |
|------|------|------|
| Dave | cave | cash |
| wake | yak | mane |
| lake | bath | path |

GPH+B UNIT 4 Lesson 3

Little Minds at Work – ©Tara West

Vowel Sticks



"I will state a vowel sound. You'll show the matching vowel stick."

| | | | | |
|---|---|--|--|--|
| ā | ă | | | |
|---|---|--|--|--|


"I will state a word. You'll show the vowel stick."

| | | |
|------|-------|-------|
| chat | rake | plate |
| pat | tack | can |
| vane | chase | shake |

GPH+B UNIT 4 Lesson 4

Little Minds at Work – ©Tara West

Vowel Sticks



"I will state a vowel sound. You'll show the matching vowel stick."

| | | | | |
|---|---|--|--|--|
| ī | ĩ | | | |
|---|---|--|--|--|

"I will state a word. You'll show the vowel stick."

| | | |
|------|------|------|
| mix | slim | kite |
| dime | dim | hip |
| fine | wire | rip |

GPH+B UNIT 4 Lesson 5

Little Minds at Work – ©Tara West

Vowel Sticks



"I will state a vowel sound. You'll show the matching vowel stick."

| | | | | |
|---|---|--|--|--|
| ī | ĩ | | | |
|---|---|--|--|--|

"I will state a word. You'll show the vowel stick."

| | | |
|------|-------|------|
| hike | Mike | pick |
| tick | quite | rim |
| time | hit | bite |

Vowel Sticks



"I will state a vowel sound. You'll show the matching vowel stick."

| | | | | |
|---|---|--|--|--|
| ī | ĩ | | | |
|---|---|--|--|--|

"I will state a word. You'll show the vowel stick."

| | | |
|------|------|-------|
| five | Pip | vine |
| chin | sit | chick |
| pipe | hive | rich |

Vowel Sticks



"I will state a vowel sound. You'll show the matching vowel stick."

| | | | | |
|---|---|--|--|--|
| ā | ī | | | |
|---|---|--|--|--|

"I will state a word. You'll show the vowel stick."

| | | |
|------|-------|------|
| tape | same | bike |
| gave | like | ride |
| cape | white | came |

Vowel Sticks



"I will state a vowel sound. You'll show the matching vowel stick."

| | | | | |
|---|---|--|--|--|
| ō | ö | | | |
|---|---|--|--|--|

"I will state a word. You'll show the vowel stick."

| | | |
|------|------|------|
| hot | hose | glob |
| tot | woke | stop |
| nose | flop | dome |

Vowel Sticks



"I will state a vowel sound. You'll show the matching vowel stick."

| | | | | |
|---|---|--|--|--|
| ō | ö | | | |
|---|---|--|--|--|

"I will state a word. You'll show the vowel stick."

| | | |
|-------|------|-------|
| rose | drop | pot |
| those | fox | box |
| bone | home | stove |

Vowel Sticks



"I will state a vowel sound. You'll show the matching vowel stick."

| | | | | |
|---|---|--|--|--|
| ō | ö | | | |
|---|---|--|--|--|

"I will state a word. You'll show the vowel stick."

| | | |
|------|------|------|
| shop | joke | plot |
| tote | chop | rode |
| moss | cob | pole |

Vowel Sticks



"I will state a vowel sound. You'll show the matching vowel stick."

| | | | | |
|---|---|---|--|--|
| ā | ī | ō | | |
|---|---|---|--|--|

"I will state a word. You'll show the vowel stick."

| | | |
|------|------|------|
| mole | hide | cake |
| dime | robe | make |
| game | zone | nine |

Vowel Sticks



"I will state a vowel sound. You'll show the matching vowel stick."

| | | | | |
|---|---|--|--|--|
| ū | ǔ | | | |
|---|---|--|--|--|

"I will state a word. You'll show the vowel stick."

| | | |
|-------|------|------|
| fuzz | stub | cube |
| fluke | dune | tuff |
| huff | tube | cute |

Vowel Sticks



"I will state a vowel sound. You'll show the matching vowel stick."

| | | | | |
|---|---|--|--|--|
| ū | ǔ | | | |
|---|---|--|--|--|

"I will state a word. You'll show the vowel stick."

| | | |
|-------|------|------|
| tune | fuse | tuck |
| stuff | dude | mule |
| fume | hut | mud |

Vowel Sticks



"I will state a vowel sound. You'll show the matching vowel stick."

| | | | | |
|---|---|--|--|--|
| ū | ǔ | | | |
|---|---|--|--|--|

"I will state a word. You'll show the vowel stick."

| | | |
|------|------|------|
| mute | jug | June |
| puff | rule | use |
| gum | bus | Duke |

Vowel Sticks



"I will state a vowel sound. You'll show the matching vowel stick."

| | | | | |
|---|---|---|---|--|
| ā | ī | ō | ū | |
|---|---|---|---|--|

"I will state a word. You'll show the vowel stick."

| | | |
|-------|------|-------|
| fluke | line | made |
| code | ate | prune |
| lime | lute | note |

Vowel Sticks



"I will state a vowel sound. You'll show the matching vowel stick."

| | | | | |
|---|---|--|--|--|
| ē | ě | | | |
|---|---|--|--|--|

"I will state a word. You'll show the vowel stick."

| | | |
|-------|------|-------|
| flex | Pete | vet |
| theme | beg | get |
| meme | bed | Steve |

Vowel Sticks



"I will state a vowel sound. You'll show the matching vowel stick."

| | | | | |
|---|---|---|---|---|
| ā | ē | ī | ō | ū |
|---|---|---|---|---|

"I will state a word. You'll show the vowel stick."

| | | |
|-------|-------|-------|
| late | scute | crane |
| fire | cane | hope |
| quote | creme | rune |

Vowel Sticks



"I will state a vowel sound. You'll show the matching vowel stick."

| | | | | |
|---|---|---|---|---|
| ā | ē | ī | ō | ū |
|---|---|---|---|---|

"I will state a word. You'll show the vowel stick."

| | | |
|-------|-------|-------|
| eve | dive | brute |
| broke | wipe | clove |
| muse | shade | pine |

Vowel Sticks



"I will state a vowel sound. You'll show the matching vowel stick."

| | | | | |
|---|---|---|---|--|
| ā | ǎ | ī | ĩ | |
|---|---|---|---|--|

"I will state a word. You'll show the vowel stick."

| | | |
|------|------|------|
| race | mice | hiss |
| ship | lace | cap |
| sill | nice | mass |

Vowel Sticks



"I will state a vowel sound. You'll show the matching vowel stick."

| | | | | |
|---|---|---|---|--|
| ā | ǎ | ī | ĩ | |
|---|---|---|---|--|

"I will state a word. You'll show the vowel stick."

| | | |
|------|-------|-------|
| kiss | ace | slice |
| ice | face | miss |
| sack | brace | track |

Vowel Sticks



"I will state a vowel sound. You'll show the matching vowel stick."

| | | | | |
|---|---|---|---|---|
| ā | ǎ | ō | ū | ũ |
|---|---|---|---|---|

"I will state a word. You'll show the vowel stick."

| | | |
|------|------|------|
| luge | sage | gut |
| rage | jot | wage |
| Jack | job | Gage |

Vowel Sticks



"I will state a vowel sound. You'll show the matching vowel stick."

| | | | | |
|---|---|---|---|---|
| ā | ǎ | ō | ū | ũ |
|---|---|---|---|---|

"I will state a word. You'll show the vowel stick."

| | | |
|------|-------|------|
| age | joke | page |
| Jade | huge | gum |
| gab | globe | mage |

Vowel Sticks



"I will state a vowel sound. You'll show the matching vowel stick."

| | | | | |
|---|---|---|--|--|
| ā | ī | ū | | |
|---|---|---|--|--|

"I will state a word. You'll show the vowel stick."

| | | |
|-------|-------|------|
| place | twice | pace |
| sage | luge | dice |
| huge | race | vice |

Vowel Sticks






"I will state a vowel sound. You'll show the matching vowel stick."






| | | | | |
|---|---|--|--|--|
| ī | ĩ | | | |
|---|---|--|--|--|






"I will state a word. You'll show the vowel stick."

| | | |
|-------|-----|------|
| why | try | chip |
| drill | dry | shy |
| rich | sly | Whit |









UNIT 4: CVCE WORDS

Guided Phonics + Beyond

HARD/SOFT ROUTINES



Little Minds at Work – ©Tara West

Hard/Soft Sticks



"I will state a sound. You will identify it as the hard or soft sound."

| | | | |
|---|---|---|---|
| g | k | j | s |
|---|---|---|---|

"I will state a word. You'll show the stick."

| | | |
|------|-------|-------|
| rice | snuck | page |
| frog | cage | price |
| tag | track | space |

GPH+B UNIT 4

Little Minds at Work – ©Tara West

Hard/Soft Sticks



"I will state a sound. You will identify it as the hard or soft sound."

| | | | |
|---|---|---|---|
| s | k | j | g |
|---|---|---|---|

"I will state a word. You'll show the stick."

| | | |
|------|-------|------|
| huge | block | dice |
| wage | rage | plug |
| rice | black | flag |

GPH+B UNIT 4

Little Minds at Work – ©Tara West

Hard/Soft Sticks



"I will state a sound. You will identify it as the hard or soft sound."

| | | | |
|---|---|---|---|
| g | k | j | s |
|---|---|---|---|

"I will state a word. You'll show the stick."

| | | |
|-------|-------|-------|
| crack | plug | page |
| space | block | huge |
| frog | cage | price |

GPH+B UNIT 4

Little Minds at Work – ©Tara West

Hard/Soft Sticks



"I will state a sound. You will identify it as the hard or soft sound."

| | | | |
|---|---|---|---|
| s | k | j | g |
|---|---|---|---|

"I will state a word. You'll show the stick."

| | | |
|-------|-------|-------|
| track | space | stage |
| page | rice | cage |
| bug | trick | plug |

GPH+B UNIT 4

Little Minds at Work – ©Tara West

Hard/Soft Sticks



"I will state a sound. You will identify it as the hard or soft sound."

| | | | |
|---|---|---|---|
| s | g | j | k |
|---|---|---|---|


"I will state a word. You'll show the stick."

| | | |
|-------|------|-------|
| flag | dice | page |
| frog | rage | mice |
| crack | huge | snuck |

GPH+B UNIT 4

Little Minds at Work – ©Tara West

Hard/Soft Sticks



"I will state a sound. You will identify it as the hard or soft sound."

| | | | |
|---|---|---|---|
| s | g | j | k |
|---|---|---|---|

"I will state a word. You'll show the stick."

| | | |
|-------|-------|-------|
| race | brag | cage |
| space | block | frog |
| price | page | stuck |

GPH+B UNIT 4

Little Minds at Work – ©Tara West

Hard/Soft Sticks



"I will state a sound. You will identify it as the hard or soft sound."

| | | | |
|---|---|---|---|
| g | k | j | s |
|---|---|---|---|

"I will state a word. You'll show the stick."

| | | |
|-------|-------|-------|
| tag | cage | space |
| flag | clock | page |
| price | huge | rock |

GPH+B UNIT 4

Little Minds at Work – ©Tara West

Hard/Soft Sticks



"I will state a sound. You will identify it as the hard or soft sound."

| | | | |
|---|---|---|---|
| s | k | j | g |
|---|---|---|---|

"I will state a word. You'll show the stick."

| | | |
|-------|------|------|
| space | huge | frog |
| stick | rage | cage |
| brag | nice | lock |

GPH+B UNIT 4

Little Minds at Work – ©Tara West

Hard/Soft Sticks



"I will state a sound. You will identify it as the hard or soft sound."

| | | | |
|---|---|---|---|
| g | k | j | s |
|---|---|---|---|

"I will state a word. You'll show the stick."

| | | |
|-------|-------|-------|
| crack | cage | stack |
| black | plug | page |
| bag | space | crack |

GPH+B UNIT 4

Little Minds at Work – ©Tara West

Hard/Soft Sticks



"I will state a sound. You will identify it as the hard or soft sound."

| | | | |
|---|---|---|---|
| s | k | j | g |
|---|---|---|---|

"I will state a word. You'll show the stick."

| | | |
|-------|-------|------|
| flag | price | race |
| stuck | cage | huge |
| clog | brick | page |

GPH+B UNIT 4

Little Minds at Work – ©Tara West

Hard/Soft Sticks



"I will state a sound. You will identify it as the hard or soft sound."

| | | | |
|---|---|---|---|
| s | g | j | k |
|---|---|---|---|

"I will state a word. You'll show the stick."

| | | |
|-------|------|-------|
| crack | page | flag |
| frog | dice | black |
| huge | race | rage |

GPH+B UNIT 4

Little Minds at Work – ©Tara West

Hard/Soft Sticks



"I will state a sound. You will identify it as the hard or soft sound."

| | | | |
|---|---|---|---|
| s | g | j | k |
|---|---|---|---|

"I will state a word. You'll show the stick."

| | | |
|-------|-------|-------|
| black | rage | block |
| luck | space | sage |
| mice | price | snuck |

GPH+B UNIT 4

Little Minds at Work – ©Tara West

Hard/Soft Sticks



"I will state a sound. You will identify it as the hard or soft sound."

| | | | |
|---|---|---|---|
| g | k | j | s |
|---|---|---|---|

"I will state a word. You'll show the stick."

| | | |
|-------|-------|------|
| price | black | plug |
| huge | cage | race |
| clog | wage | sage |

GPH+B UNIT 4

Little Minds at Work – ©Tara West

Hard/Soft Sticks



"I will state a sound. You will identify it as the hard or soft sound."

| | | | |
|---|---|---|---|
| s | k | j | g |
|---|---|---|---|

"I will state a word. You'll show the stick."

| | | |
|-------|-------|-------|
| nice | pluck | page |
| flag | sage | frog |
| space | mice | clock |

GPH+B UNIT 4

Little Minds at Work – ©Tara West

Hard/Soft Sticks



"I will state a sound. You will identify it as the hard or soft sound."

| | | | |
|---|---|---|---|
| g | k | j | s |
|---|---|---|---|

"I will state a word. You'll show the stick."

| | | |
|-------|-------|------|
| crack | slug | huge |
| cage | space | rice |
| block | flag | page |

GPH+B UNIT 4

Little Minds at Work – ©Tara West

Hard/Soft Sticks



"I will state a sound. You will identify it as the hard or soft sound."

| | | | |
|---|---|---|---|
| s | k | j | g |
|---|---|---|---|

"I will state a word. You'll show the stick."

| | | |
|-------|-------|-------|
| flag | mice | page |
| block | price | stage |
| plug | cage | black |

GPH+B UNIT 4

Little Minds at Work – ©Tara West

Hard/Soft Sticks



"I will state a sound. You will identify it as the hard or soft sound."

| | | | |
|---|---|---|---|
| s | g | j | k |
|---|---|---|---|

"I will state a word. You'll show the stick."

| | | |
|-------|------|-------|
| crack | frog | speck |
| rage | huge | rice |
| brag | cage | nice |

GPH+B UNIT 4

Little Minds at Work – ©Tara West

Hard/Soft Sticks



"I will state a sound. You will identify it as the hard or soft sound."

| | | | |
|---|---|---|---|
| s | g | j | k |
|---|---|---|---|

"I will state a word. You'll show the stick."

| | | |
|-------|-------|-------|
| cage | huge | rice |
| plug | page | price |
| pluck | stage | snack |

GPH+B UNIT 4

Little Minds at Work – ©Tara West

Hard/Soft Sticks



"I will state a sound. You will identify it as the hard or soft sound."

| | | | |
|---|---|---|---|
| g | k | j | s |
|---|---|---|---|

"I will state a word. You'll show the stick."

| | | |
|-------|-------|-------|
| flag | page | spice |
| race | pluck | cage |
| snuck | huge | wage |

GPH+B UNIT 4

Little Minds at Work – ©Tara West

Hard/Soft Sticks



"I will state a sound. You will identify it as the hard or soft sound."

| | | | |
|---|---|---|---|
| s | k | j | g |
|---|---|---|---|

"I will state a word. You'll show the stick."

| | | |
|-------|------|-------|
| stage | plug | rage |
| price | page | speck |
| mice | luck | brag |

GPH+B UNIT 4

Little Minds at Work – ©Tara West

Hard/Soft Sticks



"I will state a sound. You will identify it as the hard or soft sound."

| | | | |
|---|---|---|---|
| g | k | j | s |
|---|---|---|---|

"I will state a word. You'll show the stick."

| | | |
|-------|-------|------|
| space | clog | page |
| back | cage | frog |
| black | stage | race |

GPH+B UNIT 4

Little Minds at Work – ©Tara West

Hard/Soft Sticks



"I will state a sound. You will identify it as the hard or soft sound."

| | | | |
|---|---|---|---|
| s | k | j | g |
|---|---|---|---|

"I will state a word. You'll show the stick."

| | | |
|-------|-------|------|
| rage | snack | huge |
| space | rack | mice |
| hog | cage | wage |

GPH+B UNIT 4

Little Minds at Work – ©Tara West

Hard/Soft Sticks



"I will state a sound. You will identify it as the hard or soft sound."

| | | | |
|---|---|---|---|
| s | g | j | k |
|---|---|---|---|

"I will state a word. You'll show the stick."

| | | |
|-------|------|-------|
| check | rice | wig |
| rag | rock | page |
| cage | huge | stage |

GPH+B UNIT 4

Little Minds at Work – ©Tara West

hard




hard




hard



soft



soft



soft



hard




hard




hard




soft

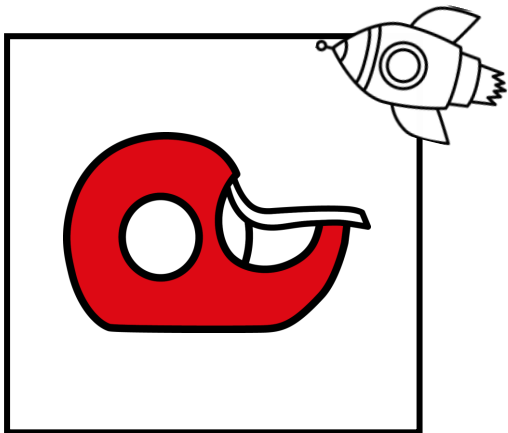


soft



soft






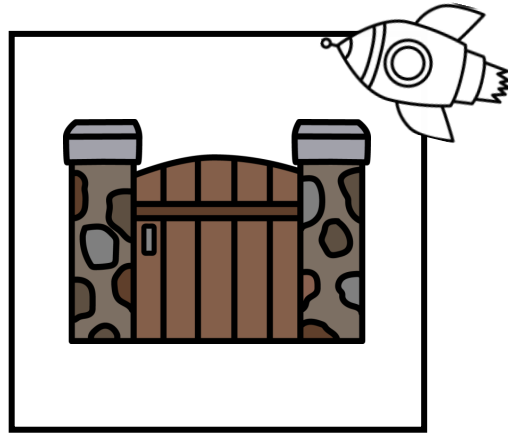
a e i o u




a e i o u



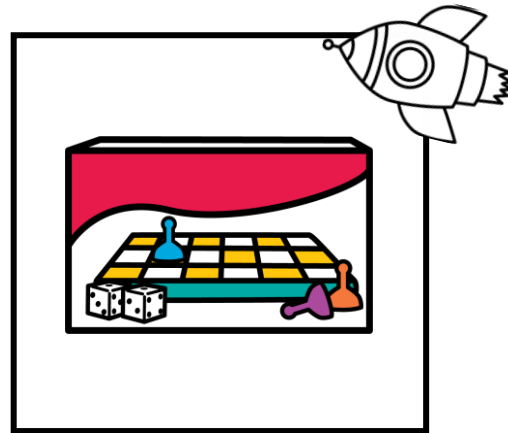
a e i o u




a e i o u




a e i o u




a e i o u




a e i o u




a e i o u




| | | | | |
|---|---|---|---|---|
| a | e | i | o | u |
|---|---|---|---|---|




| | | | | |
|---|---|---|---|---|
| a | e | i | o | u |
|---|---|---|---|---|




| | | | | |
|---|---|---|---|---|
| a | e | i | o | u |
|---|---|---|---|---|




| | | | | |
|---|---|---|---|---|
| a | e | i | o | u |
|---|---|---|---|---|




a e i o u



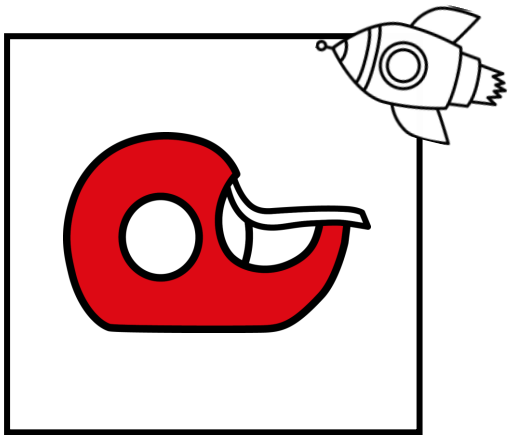
a e i o u



a e i o u




a e i o u



| | | | | |
|---|---|---|---|---|
| a | e | i | o | u |
|---|---|---|---|---|

Guided Phonics + Beyond UNIT 4 Lesson 4


Tara West – Little Minds at Work



| | | | | |
|---|---|---|---|---|
| a | e | i | o | u |
|---|---|---|---|---|

Guided Phonics + Beyond UNIT 4 Lesson 4


Tara West – Little Minds at Work



| | | | | |
|---|---|---|---|---|
| a | e | i | o | u |
|---|---|---|---|---|

Guided Phonics + Beyond UNIT 4 Lesson 4


Tara West – Little Minds at Work




| | | | | |
|---|---|---|---|---|
| a | e | i | o | u |
|---|---|---|---|---|

Guided Phonics + Beyond UNIT 4 Lesson 4


Tara West – Little Minds at Work




| | | | | |
|---|---|---|---|---|
| a | e | i | o | u |
|---|---|---|---|---|



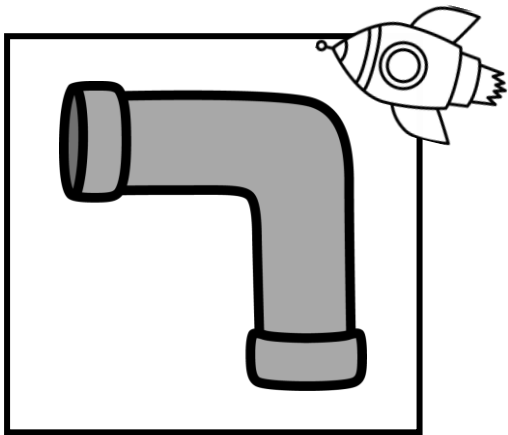
| | | | | |
|---|---|---|---|---|
| a | e | i | o | u |
|---|---|---|---|---|




| | | | | |
|---|---|---|---|---|
| a | e | i | o | u |
|---|---|---|---|---|




| | | | | |
|---|---|---|---|---|
| a | e | i | o | u |
|---|---|---|---|---|




| | | | | |
|---|---|---|---|---|
| a | e | i | o | u |
|---|---|---|---|---|




| | | | | |
|---|---|---|---|---|
| a | e | i | o | u |
|---|---|---|---|---|




| | | | | |
|---|---|---|---|---|
| a | e | i | o | u |
|---|---|---|---|---|




| | | | | |
|---|---|---|---|---|
| a | e | i | o | u |
|---|---|---|---|---|




| | | | | |
|---|---|---|---|---|
| a | e | i | o | u |
|---|---|---|---|---|




| | | | | |
|---|---|---|---|---|
| a | e | i | o | u |
|---|---|---|---|---|




| | | | | |
|---|---|---|---|---|
| a | e | i | o | u |
|---|---|---|---|---|




| | | | | |
|---|---|---|---|---|
| a | e | i | o | u |
|---|---|---|---|---|




a e i o u




a e i o u




a e i o u




a e i o u



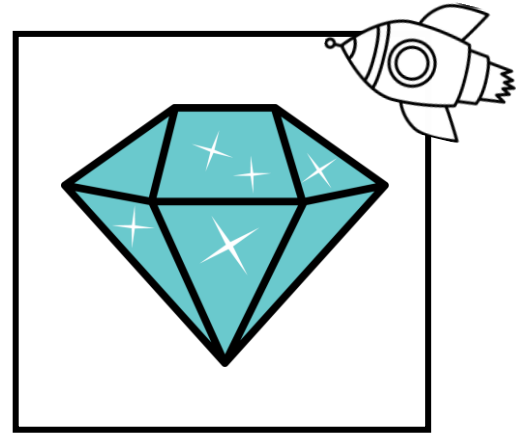
| | | | | |
|---|---|---|---|---|
| a | e | i | o | u |
|---|---|---|---|---|



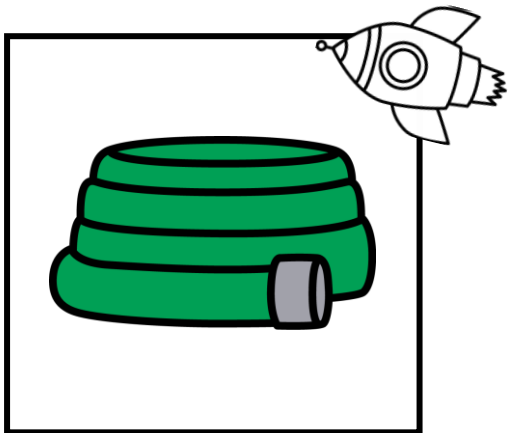
| | | | | |
|---|---|---|---|---|
| a | e | i | o | u |
|---|---|---|---|---|



| | | | | |
|---|---|---|---|---|
| a | e | i | o | u |
|---|---|---|---|---|



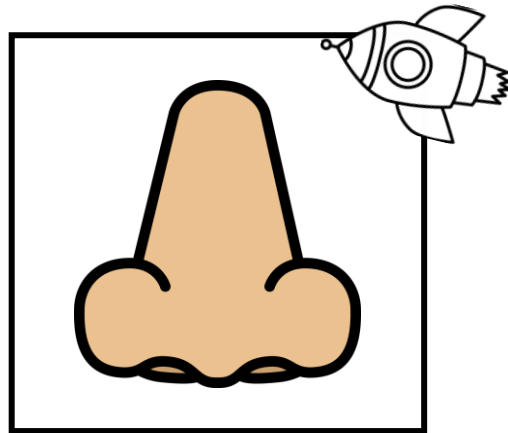
| | | | | |
|---|---|---|---|---|
| a | e | i | o | u |
|---|---|---|---|---|



| | | | | |
|---|---|---|---|---|
| a | e | i | o | u |
|---|---|---|---|---|

Guided Phonics + Beyond UNIT 4 Lessons 9-10


Tara West – Little Minds at Work



| | | | | |
|---|---|---|---|---|
| a | e | i | o | u |
|---|---|---|---|---|

Guided Phonics + Beyond UNIT 4 Lessons 9-10

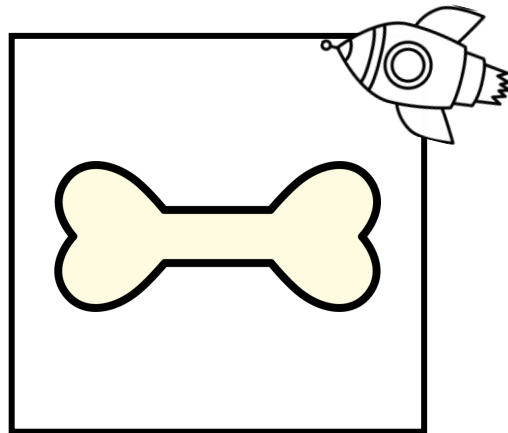
Tara West – Little Minds at Work



| | | | | |
|---|---|---|---|---|
| a | e | i | o | u |
|---|---|---|---|---|

Guided Phonics + Beyond UNIT 4 Lessons 9-10


Tara West – Little Minds at Work




| | | | | |
|---|---|---|---|---|
| a | e | i | o | u |
|---|---|---|---|---|

Guided Phonics + Beyond UNIT 4 Lessons 9-10

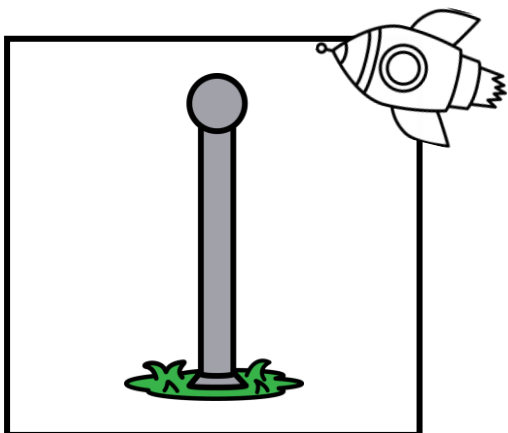
Tara West – Little Minds at Work




| | | | | |
|---|---|---|---|---|
| a | e | i | o | u |
|---|---|---|---|---|



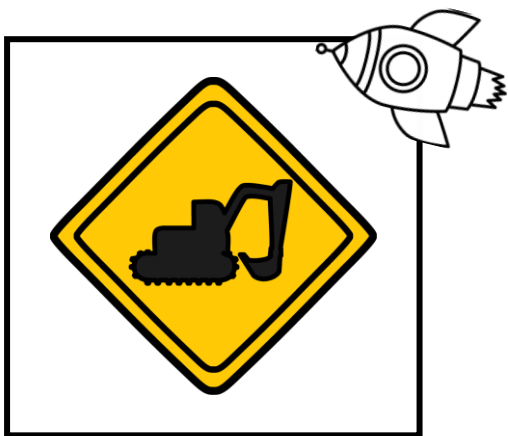
| | | | | |
|---|---|---|---|---|
| a | e | i | o | u |
|---|---|---|---|---|




| | | | | |
|---|---|---|---|---|
| a | e | i | o | u |
|---|---|---|---|---|




| | | | | |
|---|---|---|---|---|
| a | e | i | o | u |
|---|---|---|---|---|



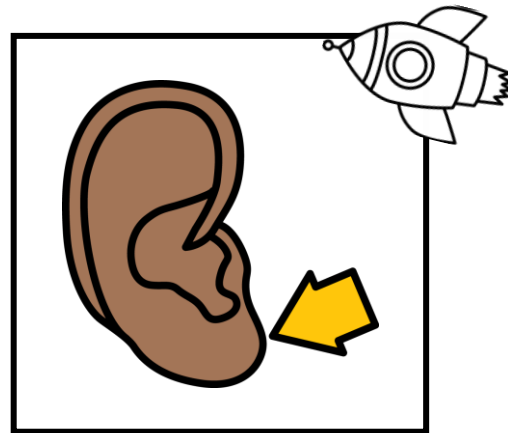
| | | | | |
|---|---|---|---|---|
| a | e | i | o | u |
|---|---|---|---|---|




| | | | | |
|---|---|---|---|---|
| a | e | i | o | u |
|---|---|---|---|---|




| | | | | |
|---|---|---|---|---|
| a | e | i | o | u |
|---|---|---|---|---|




| | | | | |
|---|---|---|---|---|
| a | e | i | o | u |
|---|---|---|---|---|




a e i o u




a e i o u




a e i o u




a e i o u




| | | | | |
|---|---|---|---|---|
| a | e | i | o | u |
|---|---|---|---|---|



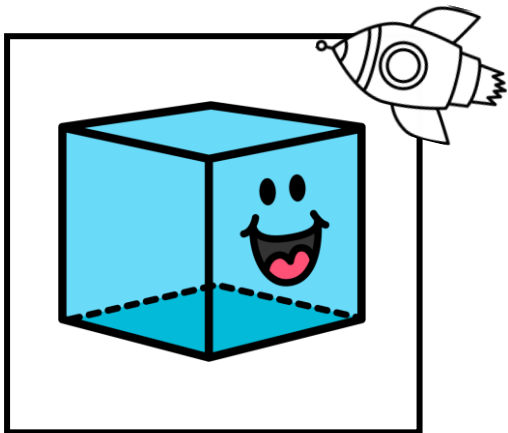
| | | | | |
|---|---|---|---|---|
| a | e | i | o | u |
|---|---|---|---|---|




| | | | | |
|---|---|---|---|---|
| a | e | i | o | u |
|---|---|---|---|---|




| | | | | |
|---|---|---|---|---|
| a | e | i | o | u |
|---|---|---|---|---|




a e i o u




a e i o u




a e i o u




a e i o u




| | | | | |
|---|---|---|---|---|
| a | e | i | o | u |
|---|---|---|---|---|




| | | | | |
|---|---|---|---|---|
| a | e | i | o | u |
|---|---|---|---|---|




| | | | | |
|---|---|---|---|---|
| a | e | i | o | u |
|---|---|---|---|---|




| | | | | |
|---|---|---|---|---|
| a | e | i | o | u |
|---|---|---|---|---|




| | | | | |
|---|---|---|---|---|
| a | e | i | o | u |
|---|---|---|---|---|




| | | | | |
|---|---|---|---|---|
| a | e | i | o | u |
|---|---|---|---|---|



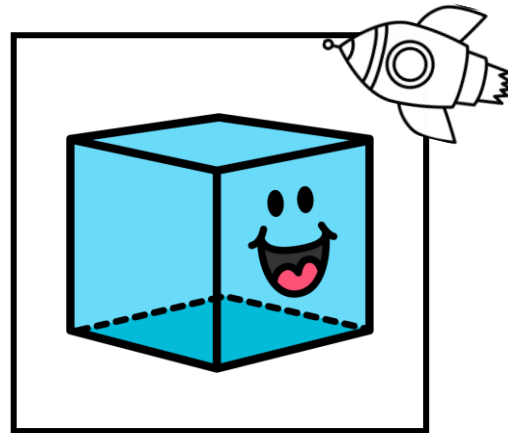
| | | | | |
|---|---|---|---|---|
| a | e | i | o | u |
|---|---|---|---|---|




| | | | | |
|---|---|---|---|---|
| a | e | i | o | u |
|---|---|---|---|---|




| | | | | |
|---|---|---|---|---|
| a | e | i | o | u |
|---|---|---|---|---|



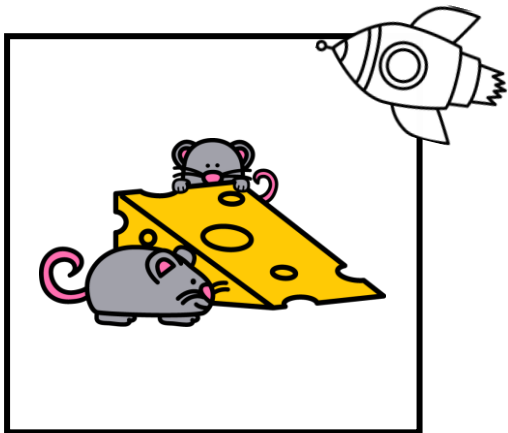
| | | | | |
|---|---|---|---|---|
| a | e | i | o | u |
|---|---|---|---|---|




| | | | | |
|---|---|---|---|---|
| a | e | i | o | u |
|---|---|---|---|---|



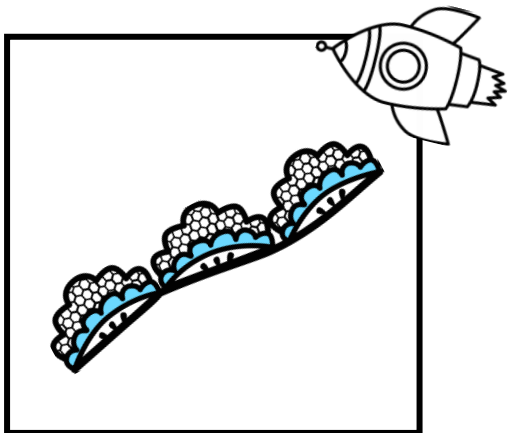
| | | | | |
|---|---|---|---|---|
| a | e | i | o | u |
|---|---|---|---|---|




a e i o u




a e i o u




a e i o u




a e i o u




| | | | | |
|---|---|---|---|---|
| a | e | i | o | u |
|---|---|---|---|---|



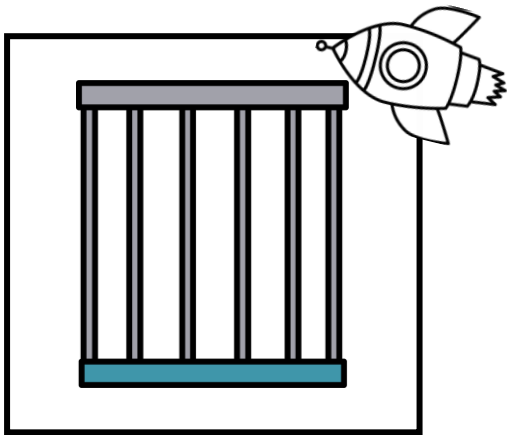
| | | | | |
|---|---|---|---|---|
| a | e | i | o | u |
|---|---|---|---|---|




| | | | | |
|---|---|---|---|---|
| a | e | i | o | u |
|---|---|---|---|---|




| | | | | |
|---|---|---|---|---|
| a | e | i | o | u |
|---|---|---|---|---|



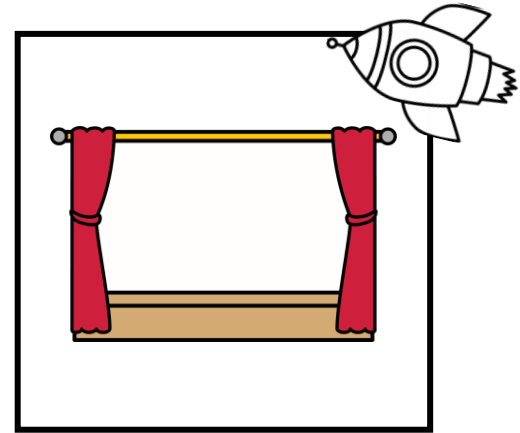
a e i o u



a e i o u



a e i o u



a e i o u

Name:

Decodable Passage #1



Read the passage.

**Nate is at a shop.
It has a red cake.
Nate will take it.
“Yum,” said Nate.**

Illustrate the passage.

Name: _____

Decodable Passage #2



Read the passage.

**Kate is at the lake.
She can wade in it.
She will then sit
and take a nap.**

Illustrate the passage.

A large, empty rectangular box with a black border, intended for a student to draw an illustration related to the passage.

Name: _____

Decodable Passage #3



Read the passage.

**Jake is a fun mate.
We play in a cave.
The cave is base.
We run to it.**

Illustrate the passage.

A large, empty rectangular box with a thin black border, intended for a student to draw a picture related to the passage.

Name: _____

Decodable Passage #4



Read the passage.

**I am at a shop.
It is a shake shack.
I got a plum shake.
It had whip on top.**

Illustrate the passage.

Name: _____

Decodable Passage #5



Read the passage.

**Look at the time.
The time is nine.
It is time for a hike!
It will be a mile.**

Illustrate the passage.

Name: _____

Decodable Passage #6



Read the passage.

**Mike is on a drive.
He can see a vine.
The big vine is not
quite yet ripe.**

Illustrate the passage.

A large, empty rectangular box with a black border, intended for a student to draw an illustration of the passage.

Name:

Decodable Passage #7



Read the passage.

**Jeff had a smile.
He got a prize box.
It had a kite in it.
The kite was white.**

Illustrate the passage.

Name: _____

Decodable Passage #8



Read the passage.

**I had a plate of fish
to dine on. The
plate had a crack
on the rim.**

Illustrate the passage.

Name: _____

Decodable Passage #9



Read the passage.

**I woke up at home.
I got the red robe.
The robe had a
hole in the pocket.**

Illustrate the passage.

A large, empty rectangular box with a black border, intended for a student to draw an illustration of the passage.

Name:

Decodable Passage #10



Read the passage.

**Hope froze on the
bus. She made a
hot mug from the
pot on the stove.**

Illustrate the passage.

Name: _____

Decodable Passage #11



Read the passage.

Dad spoke to Cole.
“I got you a little
globe,” he said.
“You can shake it!”

Illustrate the passage.

A large, empty rectangular box with a black border, intended for a student to draw an illustration of the passage.

Name: _____

Decodable Passage #12



Read the passage.

**I have hope that I
can make the fire
blaze. I will add a
stick to the flame.**

Illustrate the passage.

Name: _____

Decodable Passage #13



Read the passage.

**June said, “I will
use this tube. I will
brush and then I will
swish with this cup.”**

Illustrate the passage.

A large, empty rectangular box with a black border, intended for a student to draw an illustration of the passage.

Name:

Decodable Passage #14



Read the passage.

**Duke can play a
fun tune on his flute.
He can see his
mom do a jig to it.**

Illustrate the passage.

Name: _____

Decodable Passage #15



Read the passage.

**The cute cub sat in
a hut. His pal was a
mule. They had a
prune snack.**

Illustrate the passage.

Name:

Decodable Passage #16



Read the passage.

**A snake is a reptile.
You can spot a
scute on it. A scute
is a scale.**

Illustrate the passage.

Name:

Decodable Passage #17



Read the passage.

**Pete set up for a
bash. It had a pet
theme. He did dress
up as a rabbit.**

Illustrate the passage.

Name: _____

Decodable Passage #18



Read the passage.

**We drove to the
shop and got some
stuff. I got a scone
with a glaze on it.**

Illustrate the passage.

A large, empty rectangular box with a black border, intended for a student to draw an illustration of the passage.

Name: _____

Decodable Passage #19



Read the passage.

**I had a job to do. I
got a rake and a
bag. I made a pile
and dove into it!**

Illustrate the passage.

Name:

Decodable Passage #20



Read the passage.

**Grace was in a
race. She got in
place. She ran. Did
Grace win? Yes!**

Illustrate the passage.

Name: _____

Decodable Passage #21



Read the passage.

**Jace got a nice,
big slice of cake.
He had a bite and
got it on his face.**

Illustrate the passage.

Name:

Decodable Passage #22



Read the passage.

**I said to Gage,
“What is your age?”
He said, “I will be
five in a little bit.”**

Illustrate the passage.

Name:

Decodable Passage #23



Read the passage.

**Jack got up on the
stage. He said a
joke. His joke was
a huge hit.**

Illustrate the passage.

Name:

Decodable Passage #24



Read the passage.

**The man is in such
a rage. His face is
grim. He did not
get a big wage.**

Illustrate the passage.

Name: _____

Decodable Passage #25



Read the passage.

**Ty said, “I will fly in
the sky for my trip. I
will go to a dry spot,
like a hot dune.”**

Illustrate the passage.

A large, empty rectangular box with a thin black border, intended for a student to draw a picture related to the passage.

Name: _____

Decodable Words Set #1



Stretch and blend each word.

date



fame



wade



ape



blade



case



sale



plate



gaze



wake



brake



lane



Name: _____

Decodable Words Set #2



Stretch and blend each word.

gale



vane



rate



craze



glade



stale



cake



fake



sake



tape



baade



tale



Name: _____

Decodable Words Set #3



Stretch and blend each word.

| | | |
|------------------|------------------|------------------|
| wave ↑ | pave ↑ | mane ↑ |
| tame ↑ | kale ↑ | late ↑ |
| name ↑ | make ↑ | ate ↑ |
| gape ↑ | take ↑ | made ↑ |

Name: _____

Decodable Words Set #4



Stretch and blend each word.

flame →



map →



skate →



haze →



nape →



lab →



nap →



daze →



sane →



maze →



pad →



glaze →



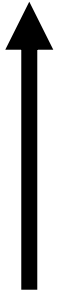
Name: _____

Decodable Words Set #5



Stretch and blend each word.

like



pipe



five



ride



bike



bite



white



hike



hive



hide



time



vine



Name: _____

Decodable Words Set #6

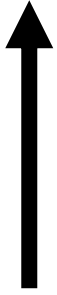


Stretch and blend each word.

pine



fire



nine



shine



dive



dime



tire



wipe



line



site



kite



lime



Name: _____

Decodable Words Set #7



Stretch and blend each word.

size



quit



wire



win



pike



quite



twine



him



ripe



shin



wide



dim



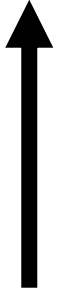
Name: _____

Decodable Words Set #8

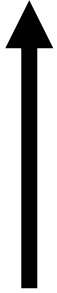


Stretch and blend each word.

fine



trade



bride



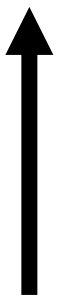
scale



mite



slime



brine



plane



craze



wane



tribe



scale



Name: _____

Decodable Words Set #9



Stretch and blend each word.

stove



bone



hose



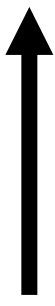
joke



rose



woke



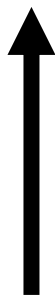
tote



home



dome



rode



those



nose



Name: _____

Decodable Words Set #10



Stretch and blend each word.

vote



zone



pole



poke



note



mole



rote



cone



robe



stoke



lobe



code



Name: _____

Decodable Words Set #11



Stretch and blend each word.

pop



hope



mope



trove



cop



pose



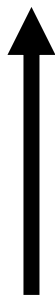
drone



tone



hot



cove



dot



vole



Name: _____

Decodable Words Set #12

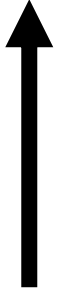


Stretch and blend each word.

rope



tine



yoke



prime



froze



mine



close



snide



case



flame



pane



fame



Name: _____

Decodable Words Set #13



Stretch and blend each word.

fume ↑

tune ↑

cube ↑

mute ↑

fuse ↑

dune ↑

June ↑

dude ↑

tube ↑

rule ↑

mule ↑

cute ↑

Stretch and blend each word.

Name: _____

Decodable Words Set #14



Stretch and blend each word.

puke



dupe



use



brute



ruse



Duke



glute



rudd



fluke



flute



muse



lute



Name: _____

Decodable Words Set #15



Stretch and blend each word.

prune ↑

mime ↑

drape ↑

laze ↑

scute ↑

clove ↑

prose ↑

Jane ↑

snide ↑

juke ↑

smoke ↑

prize ↑

Name: _____

Decodable Words Set #16



Stretch and blend each word.

side



glute



lane



ripe



globe



wide



hone



flute



smile



vole



dale



node



Name: _____

Decodable Words Set #17



Stretch and blend each word.

| | | |
|-------------------|-------------------|-------------------|
| Pete ↑ | use ↑ | creme ↑ |
| dire ↑ | eve ↑ | code ↑ |
| meme ↑ | drive ↑ | male ↑ |
| grate ↑ | these ↑ | theme ↑ |

Name: _____

Decodable Words Set #18



Stretch and blend each word.

faze



glute



fate



wane



lope



hire



eve



dine



pile



broke



stale



doze



Name: _____

Decodable Words Set #19



Stretch and blend each word.

whale



cope



spite



Pete



slime



brute



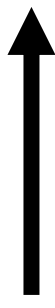
life



ape



meme



trade



bale



chose



Name: _____

Decodable Words Set #20



Stretch and blend each word.

pace ↑

space ↑

race ↑

place ↑

price ↑

mice ↑

twice ↑

dice ↑

rice ↑

ace ↑

rice ↑

lace ↑

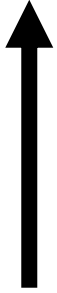
Name: _____

Decodable Words Set #21



Stretch and blend each word.

slice



hiss



face



class



mace



sub



trace



fuss



ice



vice



brace



cap



Name: _____

Decodable Words Set #22



Stretch and blend each word.

age →

rice →

rage →

cage →

huge →

sage →

mage →

page →

stage →

lace →

luge →

wage →

Name: _____

Decodable Words Set #23

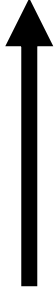


Stretch and blend each word.

page



grass



Jade



joke



job



gum



rage



Grace



glum



stage



huge



Jack



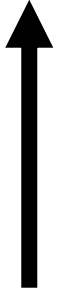
Name: _____

Decodable Words Set #24



Stretch and blend each word.

trice



stage



truce



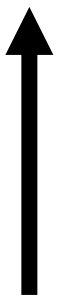
rice



luge



pace



spice



face



sage



mice



race



twice



Name: _____

Decodable Words Set #25



Stretch and blend each word.

try →

sky →

fly →

cry →

sly →

spy →

fry →

shy →

why →

ply →

dry →


pry →

UNIT 4: CVCE WORDS

Guided Phonics + Beyond

WHOLE-WORD READING

teacher-guided



Little Minds at Work – ©Tara West

Look



Think



Say



tape



Guided Phonics + Beyond UNIT 4

Little Minds at Work – ©Tara West

Look



Think



Say



rake



Guided Phonics + Beyond UNIT 4

Little Minds at Work – ©Tara West

Look



Think



Say



cape



Guided Phonics + Beyond UNIT 4

Little Minds at Work – ©Tara West

Look



Think



Say



take



Guided Phonics + Beyond UNIT 4

Little Minds at Work – ©Tara West

Look



Think



Say



bake



Guided Phonics + Beyond UNIT 4

Little Minds at Work – ©Tara West

Look



Think



Say



faze



Guided Phonics + Beyond UNIT 4

Little Minds at Work – ©Tara West

Look



Think



Say



base



Guided Phonics + Beyond UNIT 4

Little Minds at Work – ©Tara West

Look



Think



Say



case



Guided Phonics + Beyond UNIT 4

Little Minds at Work – ©Tara West

Look



Think



Say



save



Guided Phonics + Beyond UNIT 4

Little Minds at Work – ©Tara West

Look



Think



Say



pave



Guided Phonics + Beyond UNIT 4

Little Minds at Work – ©Tara West

Look



Think



Say



lane



Guided Phonics + Beyond UNIT 4

Little Minds at Work – ©Tara West

Look



Think



Say



date



Guided Phonics + Beyond UNIT 4

Little Minds at Work – ©Tara West

Look



Think



Say



late



Guided Phonics + Beyond UNIT 4

Little Minds at Work – ©Tara West

Look



Think



Say



gave



Guided Phonics + Beyond UNIT 4

Little Minds at Work – ©Tara West

Look



Think



Say



vase



Guided Phonics + Beyond UNIT 4

Little Minds at Work – ©Tara West

Look



Think



Say



bale



Guided Phonics + Beyond UNIT 4

Little Minds at Work – ©Tara West

Look



Think



Say



sale



Guided Phonics + Beyond UNIT 4

Little Minds at Work – ©Tara West

Look



Think



Say



five



Guided Phonics + Beyond UNIT 4

Little Minds at Work – ©Tara West

Look



Think



Say



bite



Guided Phonics + Beyond UNIT 4

Little Minds at Work – ©Tara West

Look



Think



Say



hive



Guided Phonics + Beyond UNIT 4

Little Minds at Work – ©Tara West

Look



Think



Say



vine



Guided Phonics + Beyond UNIT 4

Little Minds at Work – ©Tara West

Look



Think



Say



pipe



Guided Phonics + Beyond UNIT 4

Little Minds at Work – ©Tara West

Look



Think



Say



bike



Guided Phonics + Beyond UNIT 4

Little Minds at Work – ©Tara West

Look



Think



Say



hike



Guided Phonics + Beyond UNIT 4

Little Minds at Work – ©Tara West

Look



Think



Say



time



Guided Phonics + Beyond UNIT 4

Little Minds at Work – ©Tara West

Look



Think



Say



like



Guided Phonics + Beyond UNIT 4

Little Minds at Work – ©Tara West

Look



Think



Say



ride



Guided Phonics + Beyond UNIT 4

Little Minds at Work – ©Tara West

Look



Think



Say



hide



Guided Phonics + Beyond UNIT 4

Little Minds at Work – ©Tara West

Look



Think



Say



nine



Guided Phonics + Beyond UNIT 4

Little Minds at Work – ©Tara West

Look



Think



Say



dime



Look



Think



Say



line



Look



Think



Say



lime



Look



Think



Say



fire



Look



Think



Say



dive



Look



Think



Say



kite



Look



Think



Say



poke



Guided Phonics + Beyond UNIT 4

Little Minds at Work – ©Tara West

Look



Think



Say



vote



Guided Phonics + Beyond UNIT 4

Little Minds at Work – ©Tara West

Look



Think



Say



lobe



Guided Phonics + Beyond UNIT 4

Little Minds at Work – ©Tara West

Look



Think



Say



cone



Guided Phonics + Beyond UNIT 4

Little Minds at Work – ©Tara West

Look



Think



Say



note



Guided Phonics + Beyond UNIT 4

Little Minds at Work – ©Tara West

Look



Think



Say



zone



Guided Phonics + Beyond UNIT 4

Little Minds at Work – ©Tara West

Look



Think



Say



mole



Guided Phonics + Beyond UNIT 4

Little Minds at Work – ©Tara West

Look



Think



Say



pole



Guided Phonics + Beyond UNIT 4

Little Minds at Work – ©Tara West

Look



Think



Say



joke



Guided Phonics + Beyond UNIT 4

Little Minds at Work – ©Tara West

Look



Think



Say



bone



Guided Phonics + Beyond UNIT 4

Little Minds at Work – ©Tara West

Look



Think



Say



rose



Guided Phonics + Beyond UNIT 4

Little Minds at Work – ©Tara West

Look



Think



Say



nose



Guided Phonics + Beyond UNIT 4

Little Minds at Work – ©Tara West

Look



Think



Say



tote



Guided Phonics + Beyond UNIT 4

Little Minds at Work – ©Tara West

Look



Think



Say



rode



Guided Phonics + Beyond UNIT 4

Little Minds at Work – ©Tara West

Look



Think



Say



robe



Guided Phonics + Beyond UNIT 4

Little Minds at Work – ©Tara West

Look



Think



Say



code



Guided Phonics + Beyond UNIT 4

Little Minds at Work – ©Tara West

Look



Think



Say



cove



Guided Phonics + Beyond UNIT 4

Little Minds at Work – ©Tara West

Look



Think



Say



hole



Guided Phonics + Beyond UNIT 4

Little Minds at Work – ©Tara West

Look



Think



Say



eve



Guided Phonics + Beyond UNIT 4

Little Minds at Work – ©Tara West

Look



Think



Say



Pete



Guided Phonics + Beyond UNIT 4

Little Minds at Work – ©Tara West

Look



Think



Say



Steve



Guided Phonics + Beyond UNIT 4

Little Minds at Work – ©Tara West

Look



Think



Say



cube



Guided Phonics + Beyond UNIT 4

Little Minds at Work – ©Tara West

Look



Think



Say



dune



Guided Phonics + Beyond UNIT 4

Little Minds at Work – ©Tara West

Look



Think



Say



tube



Guided Phonics + Beyond UNIT 4

Little Minds at Work – ©Tara West

Look



Think



Say



cute



Guided Phonics + Beyond UNIT 4

Little Minds at Work – ©Tara West

Look



Think



Say



tune



Guided Phonics + Beyond UNIT 4

Little Minds at Work – ©Tara West

Look



Think



Say



fuse



Guided Phonics + Beyond UNIT 4

Little Minds at Work – ©Tara West

Look



Think



Say



dude



Guided Phonics + Beyond UNIT 4

Little Minds at Work – ©Tara West

Look



Think



Say



mule



Guided Phonics + Beyond UNIT 4

Little Minds at Work – ©Tara West

Look



Think



Say



fume



Guided Phonics + Beyond UNIT 4

Little Minds at Work – ©Tara West

Look



Think



Say



mute



Guided Phonics + Beyond UNIT 4

Little Minds at Work – ©Tara West

Look



Think



Say



June



Guided Phonics + Beyond UNIT 4

Little Minds at Work – ©Tara West

Look



Think



Say



rule



Guided Phonics + Beyond UNIT 4

Little Minds at Work – ©Tara West

Look



Think



Say



flute



Guided Phonics + Beyond UNIT 4

Little Minds at Work – ©Tara West

Look



Think



Say



rude



Guided Phonics + Beyond UNIT 4

Little Minds at Work – ©Tara West

Look



Think



Say



puke



Guided Phonics + Beyond UNIT 4

Little Minds at Work – ©Tara West

Look



Think



Say



race



Look



Think



Say



mice



Look



Think



Say



lace



Look



Think



Say



nice



Look



Think



Say



price



Look



Think



Say



dice



Look



Think



Say



rice



Guided Phonics + Beyond UNIT 4

Little Minds at Work – ©Tara West

Look



Think



Say



pace



Guided Phonics + Beyond UNIT 4

Little Minds at Work – ©Tara West

Look



Think



Say



place



Guided Phonics + Beyond UNIT 4

Little Minds at Work – ©Tara West

Look



Think



Say



twice



Guided Phonics + Beyond UNIT 4

Little Minds at Work – ©Tara West

Look



Think



Say



face



Guided Phonics + Beyond UNIT 4

Little Minds at Work – ©Tara West

Look



Think



Say



ice



Guided Phonics + Beyond UNIT 4

Little Minds at Work – ©Tara West

Look



Think



Say



rage



Guided Phonics + Beyond UNIT 4

Little Minds at Work – ©Tara West

Look



Think



Say



cage



Guided Phonics + Beyond UNIT 4

Little Minds at Work – ©Tara West

Look



Think



Say



page



Guided Phonics + Beyond UNIT 4

Little Minds at Work – ©Tara West

Look



Think



Say



huge



Guided Phonics + Beyond UNIT 4

Little Minds at Work – ©Tara West

Look



Think



Say



Gage



Guided Phonics + Beyond UNIT 4

Little Minds at Work – ©Tara West

Look



Think



Say



stage



Guided Phonics + Beyond UNIT 4

Little Minds at Work – ©Tara West

Look



Think



Say



sky



Guided Phonics + Beyond UNIT 4

Little Minds at Work – ©Tara West

Look



Think



Say



cry



Guided Phonics + Beyond UNIT 4

Little Minds at Work – ©Tara West

Look



Think



Say



fry



Guided Phonics + Beyond UNIT 4

Little Minds at Work – ©Tara West

Look



Think



Say



fly



Guided Phonics + Beyond UNIT 4

Little Minds at Work – ©Tara West

Look



Think



Say



spy



Guided Phonics + Beyond UNIT 4

Little Minds at Work – ©Tara West

Look



Think



Say



shy



Guided Phonics + Beyond UNIT 4

Little Minds at Work – ©Tara West

Look



Think



Say



why



Guided Phonics + Beyond UNIT 4

Little Minds at Work – ©Tara West

Look



Think



Say



dry



Guided Phonics + Beyond UNIT 4

Little Minds at Work – ©Tara West

Look



Think



Say



try



Guided Phonics + Beyond UNIT 4

Little Minds at Work – ©Tara West

Look



Think



Say



pry



Guided Phonics + Beyond UNIT 4

Little Minds at Work – ©Tara West

Look



Think



Say



ply



Guided Phonics + Beyond UNIT 4

Little Minds at Work – ©Tara West

Look



Think



Say



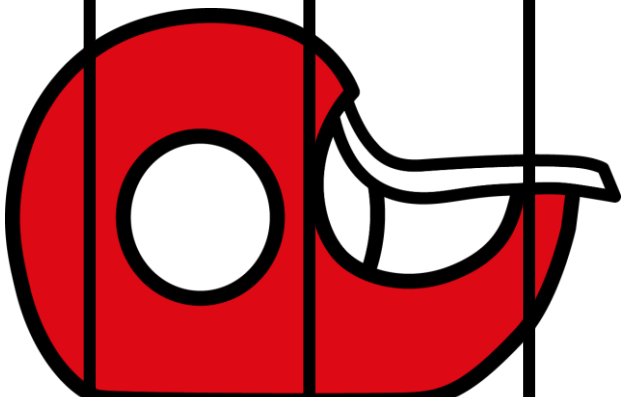


by







Guided Phonics + Beyond UNIT 4

Little Minds at Work – ©Tara West





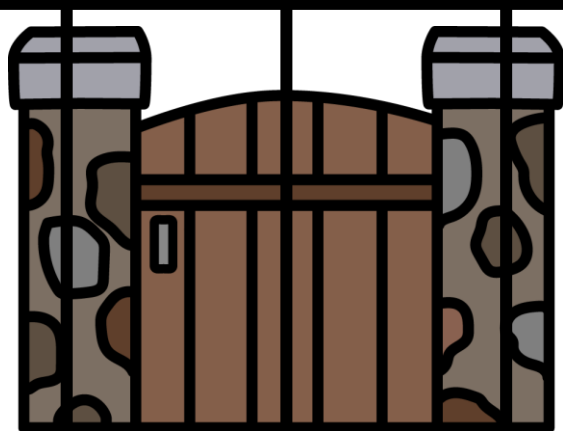
GPH+B UNIT 4: Lessons 1-3

Little Minds at Work – ©Tara West







GPH+B UNIT 4: Lessons 1-3

Little Minds at Work – ©Tara West




GPH+B UNIT 4: Lessons 1-3

Little Minds at Work – ©Tara West



GPH+B UNIT 4: Lessons 1-3

Little Minds at Work – ©Tara West



c


a

v

e

GPH+B UNIT 4: Lessons 1-3

Little Minds at Work – ©Tara West



v


i

n

e

GPH+B UNIT 4: Lessons 5-6

Little Minds at Work – ©Tara West



b


i

k

e

GPH+B UNIT 4: Lessons 5-6

Little Minds at Work – ©Tara West



l

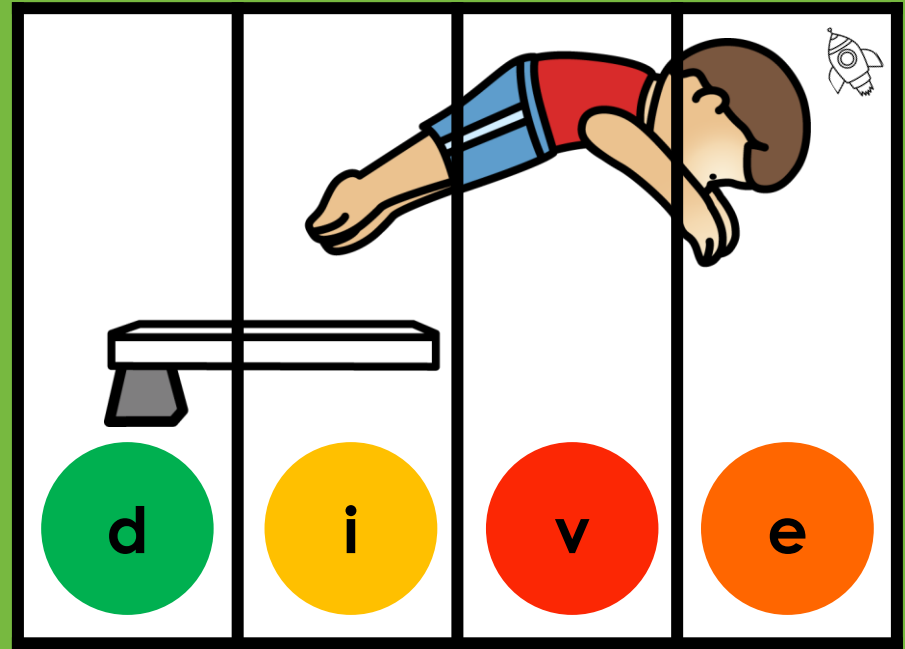
i

n

e

GPH+B UNIT 4: Lessons 5-6

Little Minds at Work – ©Tara West



d

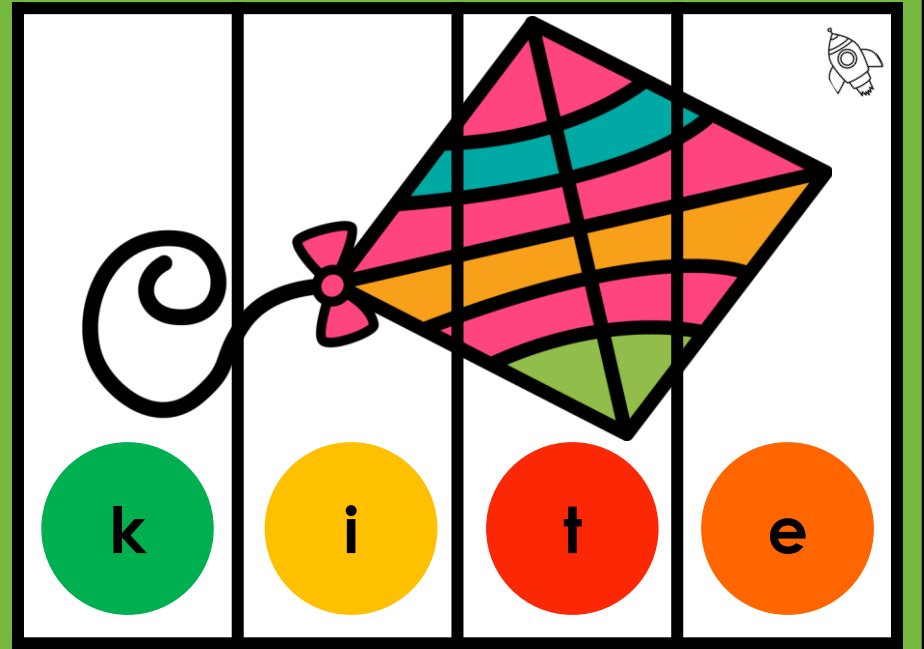
i

v

e

GPH+B UNIT 4: Lessons 5-6

Little Minds at Work – ©Tara West



k

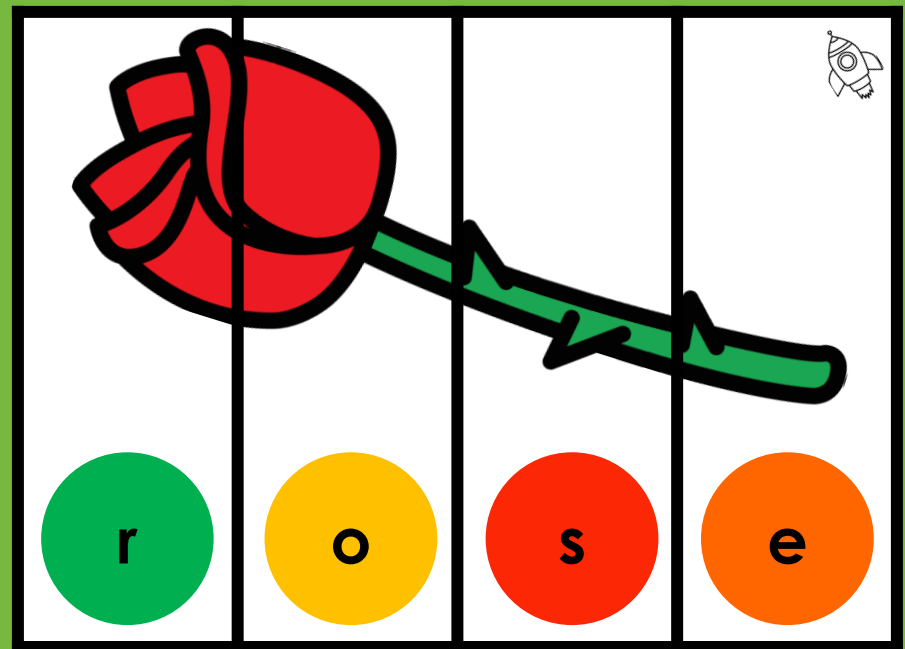
i

t

e

GPH+B UNIT 4: Lesson 7

Little Minds at Work – ©Tara West



r

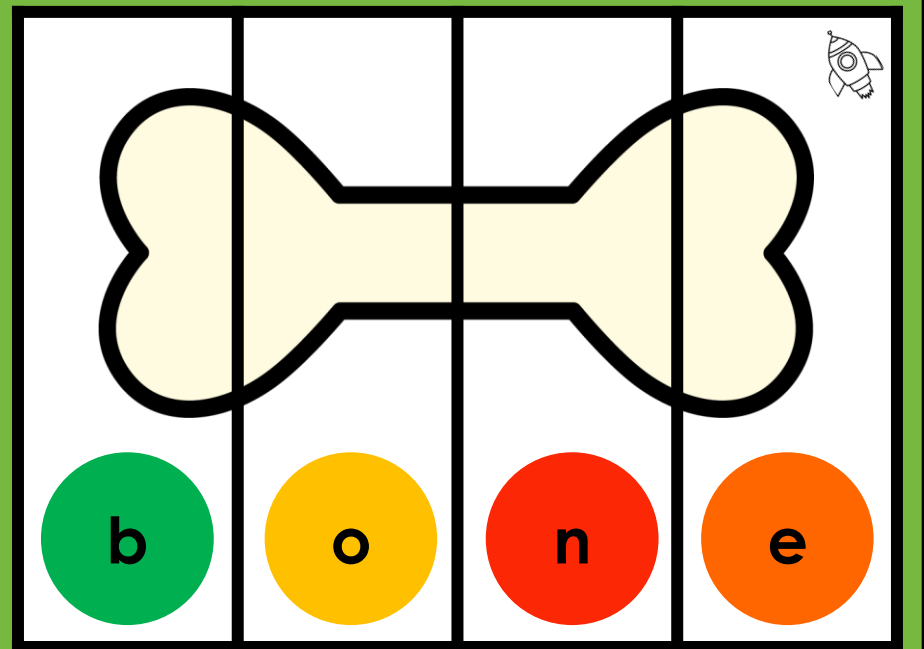
o

s

e

GPH+B UNIT 4: Lessons 9-10

Little Minds at Work – ©Tara West



b




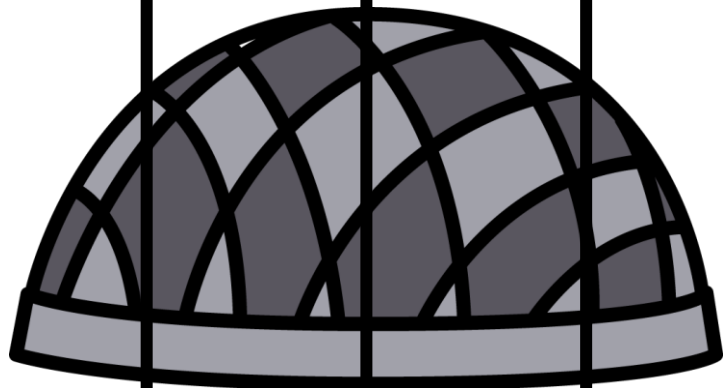
o

n

e



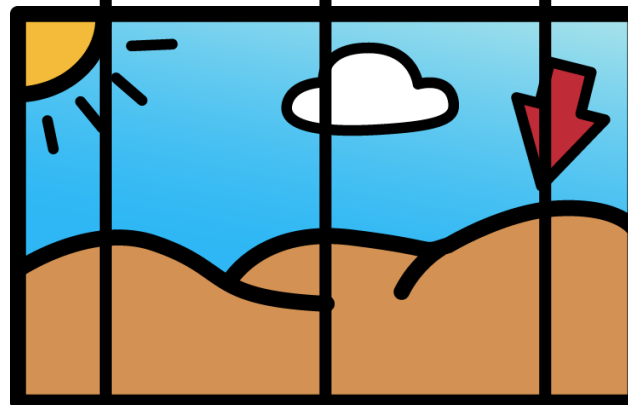
GPH+B UNIT 4: Lessons 9-10

Little Minds at Work – ©Tara West





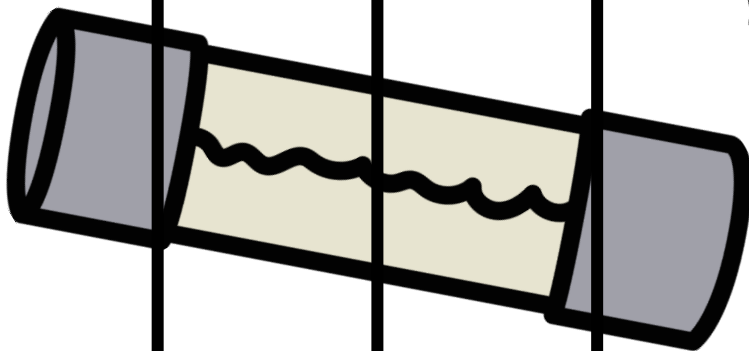
GPH+B UNIT 4: Lessons 9-10

Little Minds at Work – ©Tara West






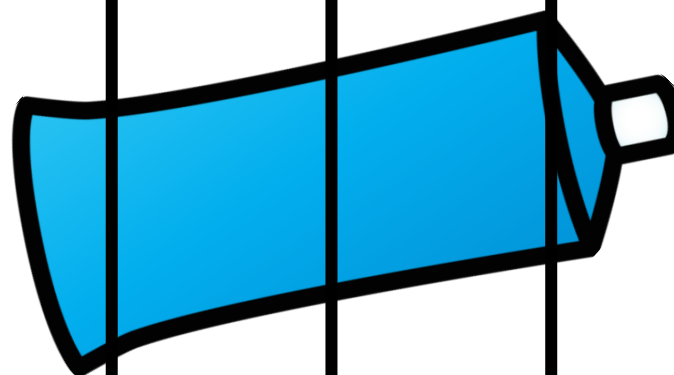
GPH+B UNIT 4: Lessons 13-14

Little Minds at Work – ©Tara West




GPH+B UNIT 4: Lessons 13-14

Little Minds at Work – ©Tara West



GPH+B UNIT 4: Lesson 15

Little Minds at Work – ©Tara West



r


a

c

e

GPH+B UNIT 4: Lessons 20-21

Little Minds at Work – ©Tara West



l


a

c

e

GPH+B UNIT 4: Lessons 20-21

Little Minds at Work – ©Tara West



p

a

g

e

GPH+B UNIT 4: Lessons 22-23

Little Minds at Work – ©Tara West



h




u

g

e



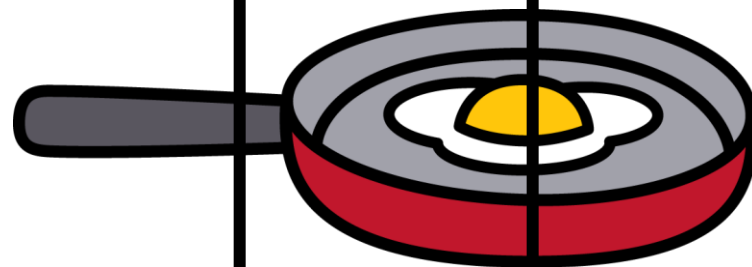
GPH+B UNIT 4: Lessons 22-23

Little Minds at Work – ©Tara West






GPH+B Unit 4: Lesson 25

Little Minds at Work – ©Tara West



GPH+B Unit 4: Lesson 25

Little Minds at Work – ©Tara West



GPH+B Unit 2: Lesson 3

Little Minds at Work – ©Tara West



GPH+B Unit 2: Lesson 5

Little Minds at Work – ©Tara West



4-in-1 PHONICS MAT

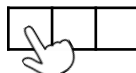
Directions: Read the word. Tap the sounds. Map the word. Write the word.



Read It




Tap It




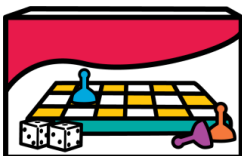
Map It



Write It



e



e



e



e

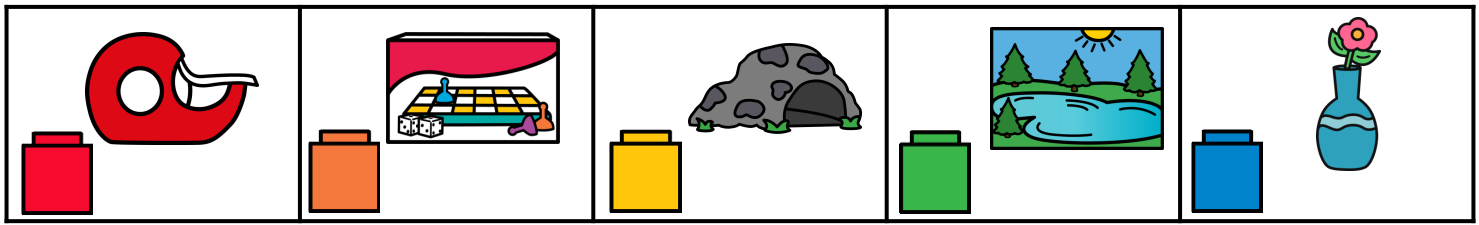


e



COLOR CODE MATS

Directions: Decode and cover the matching words.



| | | | | | |
|------|------|------|------|------|------|
| game | lake | tape | cave | vase | game |
| vase | cave | lake | game | vase | tape |
| tape | game | lake | vase | cave | lake |
| cave | game | vase | tape | lake | tape |




SPIN AND WRITE

Directions: Spin the spinner to generate a word. Write the word and continue to spin.





Spin It





SPIN + SEARCH Directions: Spin the spinner. Cover the matching word.

| | | | |
|------|------|------|------|
| tape | cave | game | lake |
| cave | game | vase | tape |
| lake | vase | cave | lake |
| vase | tape | lake | game |
| cave | lake | vase | tape |
| game | cave | tape | vase |





4-in-1 PHONICS MAT

Directions: Read the word. Tap the sounds. Map the word. Write the word.



Read It



Tap It



Map It



Write It



e



e



e



e





e



COLOR CODE MATS

Directions: Decode and cover the matching words.



| | | | | | |
|------|------|------|------|------|------|
| wave | rake | mane | name | cane | wave |
| rake | name | cane | rake | wave | mane |
| mane | wave | name | mane | cane | wave |
| name | cane | rake | wave | name | rake |



SPIN AND WRITE

Directions: Spin the spinner to generate a word. Write the word and continue to spin.




Spin It





SPIN + SEARCH Directions: Spin the spinner. Cover the matching word.

| | | | |
|------|------|------|------|
| mane | wave | name | rake |
| wave | rake | mane | cane |
| name | cane | rake | wave |
| mane | cane | name | mane |
| rake | name | wave | cane |
| wave | mane | rake | name |





4-in-1 PHONICS MAT

Directions: Read the word. Tap the sounds. Map the word. Write the word.



Read It



Tap It



Map It



Write It



e



e



e



e




e



COLOR CODE MATS

Directions: Decode and cover the matching words.



| | | | | | |
|------|------|------|------|------|------|
| cake | same | cake | cape | take | same |
| gave | cape | same | gave | take | cape |
| cake | gave | same | cake | cape | gave |
| gave | cape | take | same | take | cake |




SPIN AND WRITE

Directions: Spin the spinner to generate a word. Write the word and continue to spin.





Spin It





SPIN + SEARCH Directions: Spin the spinner. Cover the matching word.

| | | | |
|------|------|------|------|
| cake | take | gave | take |
| take | same | cake | take |
| gave | gave | cape | cake |
| same | cake | gave | same |
| cake | cape | take | cape |
| cape | gave | cape | same |





4-in-1 PHONICS MAT

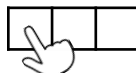
Directions: Read the word. Tap the sounds. Map the word. Write the word.



Read It



Tap It



Map It



Write It




e




e



e



e







e







COLOR CODE MATS



Directions: Decode and cover the matching words.











| | | | | | |
|------|------|------|------|------|------|
| bike | bite | five | time | vine | bike |
| five | bite | time | vine | bike | five |
| time | bike | vine | five | bite | time |
| bite | five | bike | bite | time | vine |




SPIN AND WRITE

Directions: Spin the spinner to generate a word. Write the word and continue to spin.



Spin It







SPIN + SEARCH

Directions: Spin the spinner. Cover the matching word.

| | | | |
|------|------|------|------|
| vine | five | time | bite |
| five | bite | vine | bike |
| time | vine | bike | five |
| bite | five | time | vine |
| vine | time | bite | bike |
| five | bite | bike | time |





4-in-1 PHONICS MAT

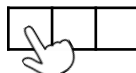
Directions: Read the word. Tap the sounds. Map the word. Write the word.



Read It



Tap It



Map It



Write It



e



e



e



e




e



COLOR CODE MATS

Directions: Decode and cover the matching words.



| | | | | | |
|------|------|------|------|------|------|
| wipe | line | fire | wipe | dime | hide |
| fire | wipe | hide | dime | hide | line |
| line | dime | hide | line | wipe | fire |
| dime | line | wipe | fire | dime | hide |




SPIN AND WRITE

Directions: Spin the spinner to generate a word. Write the word and continue to spin.



Spin It







SPIN + SEARCH

Directions: Spin the spinner. Cover the matching word.

| | | | |
|------|------|------|------|
| hide | dime | line | fire |
| dime | line | hide | wipe |
| wipe | hide | fire | dime |
| line | dime | wipe | hide |
| hide | line | fire | line |
| wipe | fire | dime | wipe |





4-in-1 PHONICS MAT

Directions: Read the word. Tap the sounds. Map the word. Write the word.



Read It



Tap It



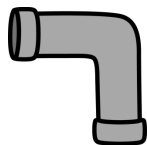
Map It



Write It



e



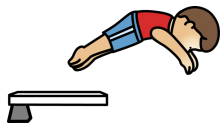
e



e



e




e



COLOR CODE MATS

Directions: Decode and cover the matching words.



| | | | | | |
|------|------|------|------|------|------|
| hive | pipe | nine | dive | hive | pipe |
| hike | pipe | hive | hike | nine | pipe |
| dive | hike | nine | pipe | dive | dive |
| pipe | hive | nine | dive | nine | hike |




SPIN AND WRITE

Directions: Spin the spinner to generate a word. Write the word and continue to spin.





Spin It





SPIN + SEARCH Directions: Spin the spinner. Cover the matching word.

| | | | |
|------|------|------|------|
| nine | pipe | hive | hike |
| hive | dive | hike | hive |
| hike | nine | pipe | dive |
| pipe | nine | pipe | nine |
| hive | dive | hike | hive |
| nine | pipe | hive | dive |





4-in-1 PHONICS MAT

Directions: Read the word. Tap the sounds. Map the word. Write the word.



Read It



Tap It



Map It



Write It



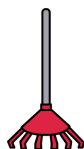
e



e



e



e




e



COLOR CODE MATS

Directions: Decode and cover the matching words.



| | | | | | |
|-------|-------|-------|-------|-------|-------|
| cane | shine | like | cane | cane | rake |
| rake | lime | rake | lime | rake | cane |
| shine | lime | like | shine | like | shine |
| cane | like | shine | rake | shine | lime |



SPIN AND WRITE

Directions: Spin the spinner to generate a word. Write the word and continue to spin.





Spin It





SPIN + SEARCH Directions: Spin the spinner. Cover the matching word.

| | | | |
|-------|-------|-------|-------|
| cane | shine | like | rake |
| lime | cane | rake | shine |
| rake | cane | lime | cane |
| shine | lime | like | rake |
| like | cane | shine | like |
| shine | rake | like | lime |





4-in-1 PHONICS MAT

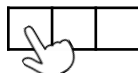
Directions: Read the word. Tap the sounds. Map the word. Write the word.



Read It




Tap It



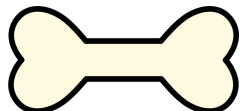
Map It



Write It



e



e



e




e



e



COLOR CODE MATS Directions: Decode and cover the matching words.



| | | | | | |
|------|------|------|------|------|------|
| mole | zone | joke | bone | hose | mole |
| joke | bone | hose | mole | joke | zone |
| zone | mole | bone | joke | hose | mole |
| hose | joke | mole | bone | zone | joke |

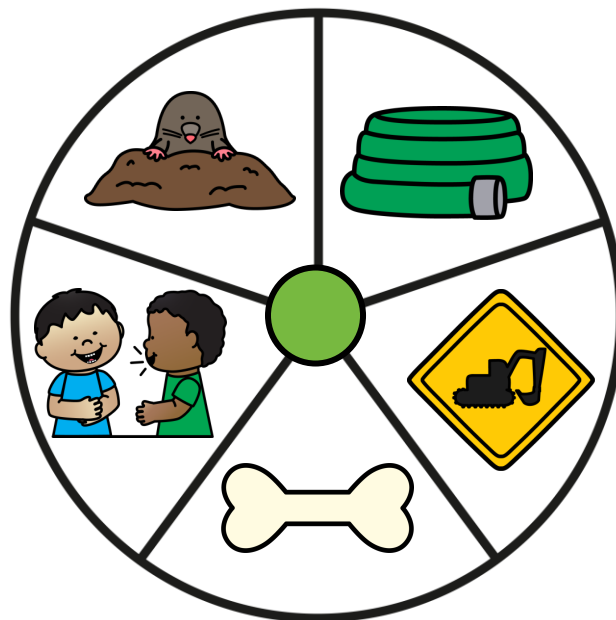


SPIN AND WRITE

Directions: Spin the spinner to generate a word. Write the word and continue to spin.





Spin It





SPIN + SEARCH Directions: Spin the spinner. Cover the matching word.

| | | | |
|------|------|------|------|
| joke | mole | zone | hose |
| zone | bone | joke | mole |
| mole | joke | hose | bone |
| hose | zone | mole | zone |
| joke | bone | hose | bone |
| zone | mole | bone | joke |





4-in-1 PHONICS MAT

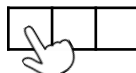
Directions: Read the word. Tap the sounds. Map the word. Write the word.



Read It



Tap It



Map It



Write It



e



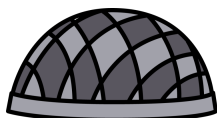
e



e



e




e



COLOR CODE MATS

Directions: Decode and cover the matching words.



| | | | | | |
|------|------|------|------|------|------|
| cone | poke | lobe | dome | note | poke |
| lobe | note | dome | poke | cone | lobe |
| dome | poke | cone | lobe | note | poke |
| cone | lobe | poke | note | dome | note |




SPIN AND WRITE

Directions: Spin the spinner to generate a word. Write the word and continue to spin.



Spin It






SPIN + SEARCH

Directions: Spin the spinner. Cover the matching word.

| | | | |
|------|------|------|------|
| lobe | poke | note | cone |
| poke | cone | lobe | dome |
| lobe | note | dome | poke |
| note | dome | poke | lobe |
| cone | lobe | note | cone |
| poke | note | cone | dome |





4-in-1 PHONICS MAT

Directions: Read the word. Tap the sounds. Map the word. Write the word.



Read It



Tap It




Map It




Write It



e



e



e



e




e



COLOR CODE MATS

Directions: Decode and cover the matching words.



| | | | | | |
|------|------|------|------|------|------|
| home | tote | rose | home | rose | tote |
| rose | rose | tote | woke | vote | woke |
| tote | vote | home | woke | tote | home |
| woke | woke | vote | rose | home | vote |




SPIN AND WRITE

Directions: Spin the spinner to generate a word. Write the word and continue to spin.



Spin It







SPIN + SEARCH

Directions: Spin the spinner. Cover the matching word.

| | | | |
|------|------|------|------|
| vote | woke | rose | woke |
| woke | tote | rose | woke |
| vote | rose | home | vote |
| rose | vote | tote | woke |
| tote | home | rose | tote |
| home | tote | home | home |





4-in-1 PHONICS MAT

Directions: Read the word. Tap the sounds. Map the word. Write the word.



Read It



Tap It



Map It




Write It



e



e



e



e




e



COLOR CODE MATS

Directions: Decode and cover the matching words.



| | | | | | |
|------|------|------|------|------|------|
| name | dime | tape | robe | hose | dime |
| tape | robe | hose | name | robe | tape |
| name | hose | dime | tape | robe | hose |
| robe | tape | robe | dime | hose | name |




SPIN AND WRITE

Directions: Spin the spinner to generate a word. Write the word and continue to spin.





Spin It





SPIN + SEARCH Directions: Spin the spinner. Cover the matching word.

| | | | |
|------|------|------|------|
| tape | dime | name | hose |
| dime | hose | tape | robe |
| tape | robe | dime | robe |
| dime | name | hose | name |
| hose | name | robe | tape |
| name | robe | hose | dime |





4-in-1 PHONICS MAT

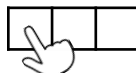
Directions: Read the word. Tap the sounds. Map the word. Write the word.



Read It



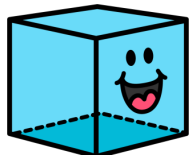
Tap It




Map It




Write It



e




e



e



e

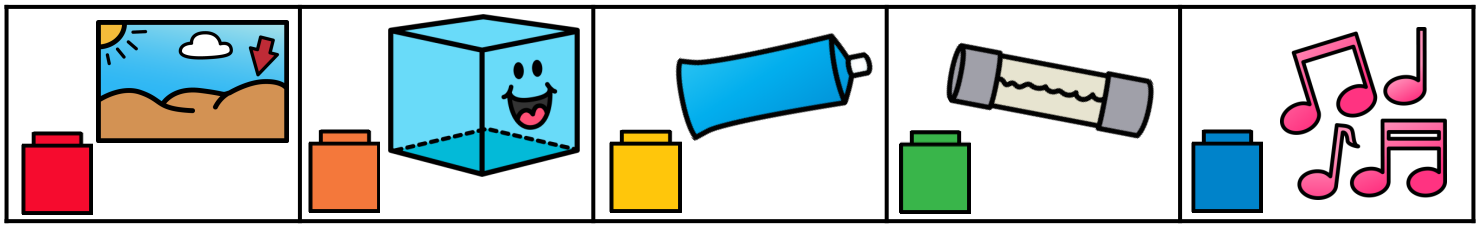


e



COLOR CODE MATS

Directions: Decode and cover the matching words.



| | | | | | |
|------|------|------|------|------|------|
| tube | tune | dune | fuse | cube | dune |
| dune | fuse | cube | tube | fuse | tune |
| cube | tune | dune | fuse | dune | tube |
| tune | dune | tube | fuse | tune | cube |




SPIN AND WRITE

Directions: Spin the spinner to generate a word. Write the word and continue to spin.





Spin It





SPIN + SEARCH Directions: Spin the spinner. Cover the matching word.

| | | | |
|------|------|------|------|
| fuse | cube | tune | dune |
| tune | tube | fuse | cube |
| cube | fuse | dune | tune |
| dune | tube | cube | fuse |
| cube | tune | dune | tube |
| dune | tube | fuse | tune |





4-in-1 PHONICS MAT

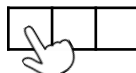
Directions: Read the word. Tap the sounds. Map the word. Write the word.



Read It



Tap It



Map It



Write It



e



e



e



e

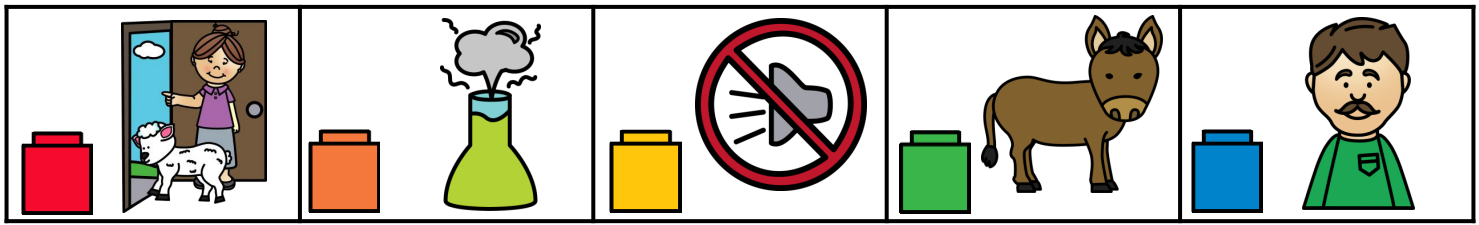


e



COLOR CODE MATS

Directions: Decode and cover the matching words.



| | | | | | |
|------|------|------|------|------|------|
| rule | mute | fume | rule | dude | mule |
| fume | dude | rule | mule | fume | mute |
| mute | mule | fume | mute | dude | rule |
| dude | rule | dude | mule | mute | fume |



SPIN AND WRITE

Directions: Spin the spinner to generate a word. Write the word and continue to spin.




Spin It





SPIN + SEARCH Directions: Spin the spinner. Cover the matching word.

| | | | |
|------|------|------|------|
| mule | fume | rule | mute |
| rule | dude | mule | fume |
| fume | mule | mute | rule |
| dude | rule | fume | dude |
| mute | fume | rule | mule |
| mule | rule | dude | mute |





4-in-1 PHONICS MAT

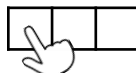
Directions: Read the word. Tap the sounds. Map the word. Write the word.



Read It



Tap It



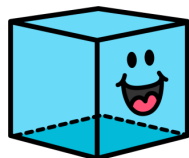
Map It



Write It



e



e



e



e

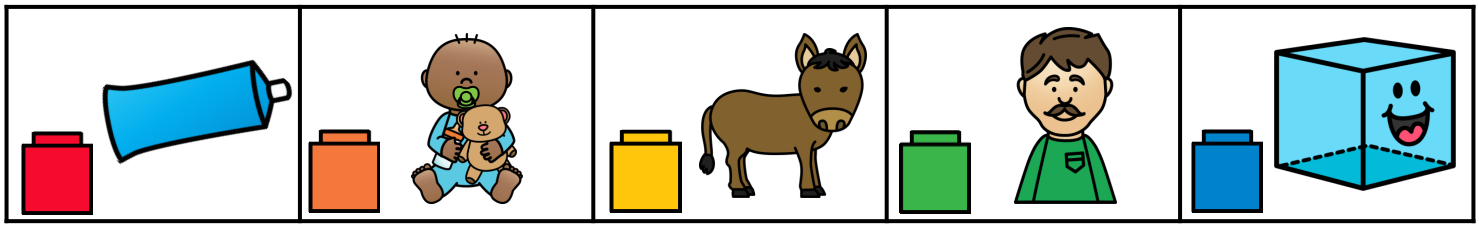


e



COLOR CODE MATS

Directions: Decode and cover the matching words.



| | | | | | |
|------|------|------|------|------|------|
| tube | tube | dude | mule | dude | cube |
| cute | cube | tube | cute | mule | cute |
| dude | mule | tube | dude | tube | cube |
| cute | mule | dude | cube | mule | cube |




SPIN AND WRITE

Directions: Spin the spinner to generate a word. Write the word and continue to spin.



Spin It

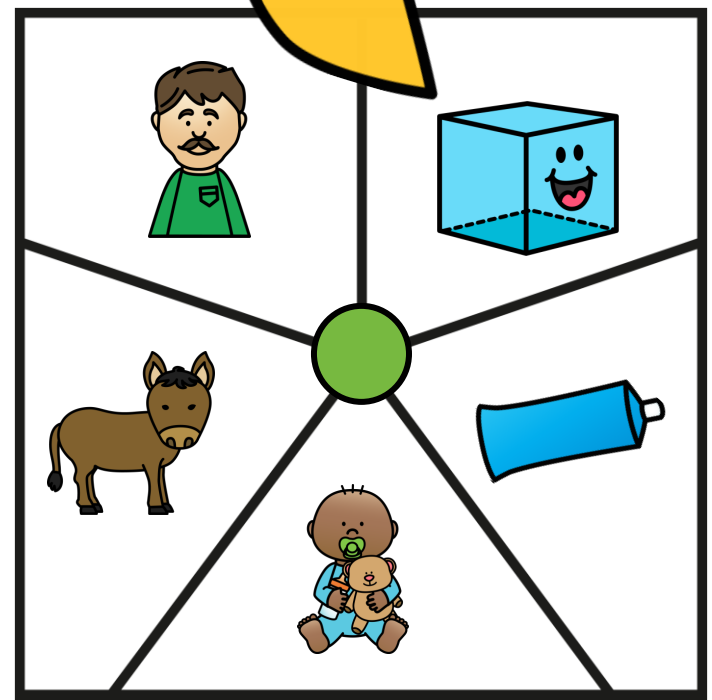





SPIN + SEARCH

Directions: Spin the spinner. Cover the matching word.

| | | | |
|------|------|------|------|
| tube | cube | mule | tube |
| dude | cute | dude | dude |
| tube | mule | tube | cube |
| mule | cube | cute | dude |
| mule | cute | cute | tube |
| cube | mule | dude | cute |





4-in-1 PHONICS MAT

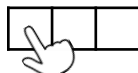
Directions: Read the word. Tap the sounds. Map the word. Write the word.



Read It



Tap It



Map It



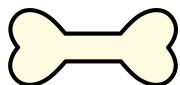
Write It



e



e



e



e

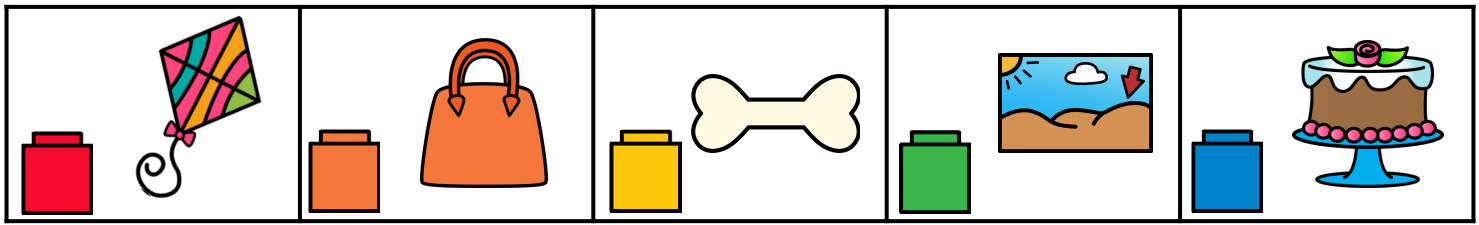


e



COLOR CODE MATS

Directions: Decode and cover the matching words.



| | | | | | |
|------|------|------|------|------|------|
| tote | dune | cake | tote | dune | bone |
| kite | bone | kite | tote | cake | kite |
| dune | kite | dune | cake | dune | kite |
| bone | cake | tote | bone | bone | cake |



SPIN AND WRITE

Directions: Spin the spinner to generate a word. Write the word and continue to spin.





Spin It





SPIN + SEARCH Directions: Spin the spinner. Cover the matching word.

| | | | |
|------|------|------|------|
| tote | cake | dune | bone |
| dune | kite | bone | dune |
| dune | cake | kite | tote |
| bone | kite | kite | bone |
| kite | dune | cake | tote |
| cake | tote | bone | cake |





4-in-1 PHONICS MAT

Directions: Read the word. Tap the sounds. Map the word. Write the word.



Read It



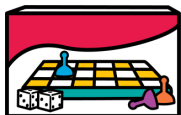
Tap It



Map It



Write It



e



e



e



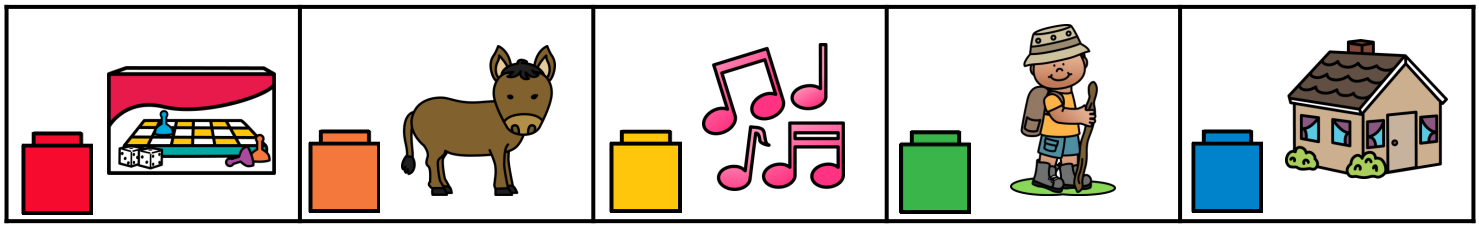
e



e



COLOR CODE MATS Directions: Decode and cover the matching words.



| | | | | | |
|------|------|------|------|------|------|
| mule | tune | home | mule | hike | mule |
| hike | home | game | tune | game | mule |
| game | hike | home | hike | game | tune |
| game | mule | home | tune | hike | home |




SPIN AND WRITE

Directions: Spin the spinner to generate a word. Write the word and continue to spin.





Spin It





SPIN + SEARCH Directions: Spin the spinner. Cover the matching word.

| | | | |
|------|------|------|------|
| game | mule | tune | game |
| home | game | hike | game |
| tune | home | mule | home |
| tune | hike | game | hike |
| mule | mule | home | tune |
| hike | home | tune | mule |





4-in-1 PHONICS MAT

Directions: Read the word. Tap the sounds. Map the word. Write the word.



Read It



Tap It



Map It



Write It




| | | |
|--|--|--|
| | | |
|--|--|--|

| | | |
|--|--|--|
| | | |
|--|--|--|

| | | |
|--|--|--|
| | | |
|--|--|--|

e

| |
|--|
| |
|--|



| | | |
|--|--|--|
| | | |
|--|--|--|

| | | |
|--|--|--|
| | | |
|--|--|--|

| | | |
|--|--|--|
| | | |
|--|--|--|

e

| |
|--|
| |
|--|



| | | |
|--|--|--|
| | | |
|--|--|--|

| | | |
|--|--|--|
| | | |
|--|--|--|

| | | |
|--|--|--|
| | | |
|--|--|--|

e

| |
|--|
| |
|--|



| | | |
|--|--|--|
| | | |
|--|--|--|

| | | |
|--|--|--|
| | | |
|--|--|--|

| | | |
|--|--|--|
| | | |
|--|--|--|

e

| |
|--|
| |
|--|



| | | |
|--|--|--|
| | | |
|--|--|--|

| | | |
|--|--|--|
| | | |
|--|--|--|


| | | |
|--|--|--|
| | | |
|--|--|--|

e

| |
|--|
| |
|--|



COLOR CODE MATS Directions: Decode and cover the matching words.



| | | | | | |
|------|------|------|------|------|------|
| race | nice | lace | mice | dice | lace |
| mice | lace | race | dice | nice | dice |
| nice | dice | mice | race | lace | race |
| lace | race | dice | nice | nice | mice |




SPIN AND WRITE

Directions: Spin the spinner to generate a word. Write the word and continue to spin.





Spin It





SPIN + SEARCH Directions: Spin the spinner. Cover the matching word.

| | | | |
|------|------|------|------|
| nice | dice | lace | mice |
| lace | race | nice | dice |
| dice | mice | race | lace |
| nice | lace | dice | mice |
| race | mice | lace | nice |
| dice | nice | race | mice |





4-in-1 PHONICS MAT

Directions: Read the word. Tap the sounds. Map the word. Write the word.



Read It



Tap It



Map It



Write It



e



e



e




e



e



COLOR CODE MATS Directions: Decode and cover the matching words.



| | | | | | |
|------|------|------|------|------|------|
| cage | page | huge | rage | cage | wage |
| page | rage | wage | page | cage | huge |
| wage | huge | cage | huge | rage | wage |
| rage | page | rage | huge | wage | cage |




SPIN AND WRITE

Directions: Spin the spinner to generate a word. Write the word and continue to spin.



Spin It






SPIN + SEARCH

Directions: Spin the spinner. Cover the matching word.

| | | | |
|------|------|------|------|
| page | wage | huge | rage |
| huge | rage | page | wage |
| cage | wage | cage | huge |
| page | huge | rage | page |
| wage | page | cage | rage |
| rage | cage | huge | wage |





4-in-1 PHONICS MAT

Directions: Read the word. Tap the sounds. Map the word. Write the word.



Read It



Tap It



Map It



Write It



e



e



e



e

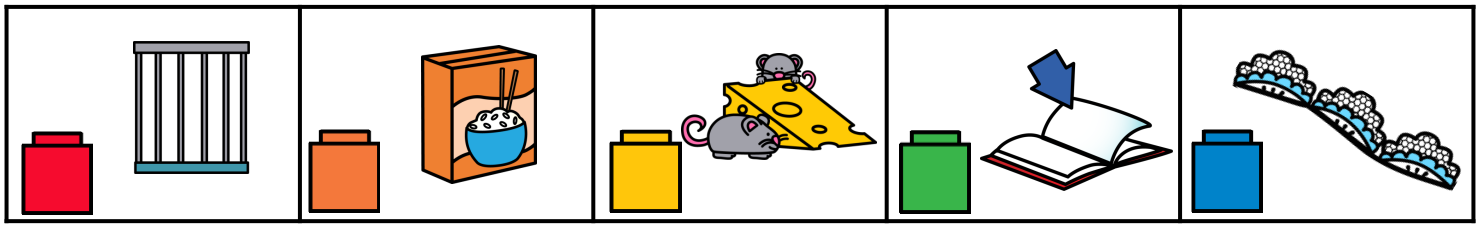


e



COLOR CODE MATS

Directions: Decode and cover the matching words.



| | | | | | |
|------|------|------|------|------|------|
| mice | cage | cage | lace | rice | page |
| mice | rice | page | page | cage | cage |
| rice | lace | cage | mice | page | lace |
| lace | mice | rice | page | lace | rice |

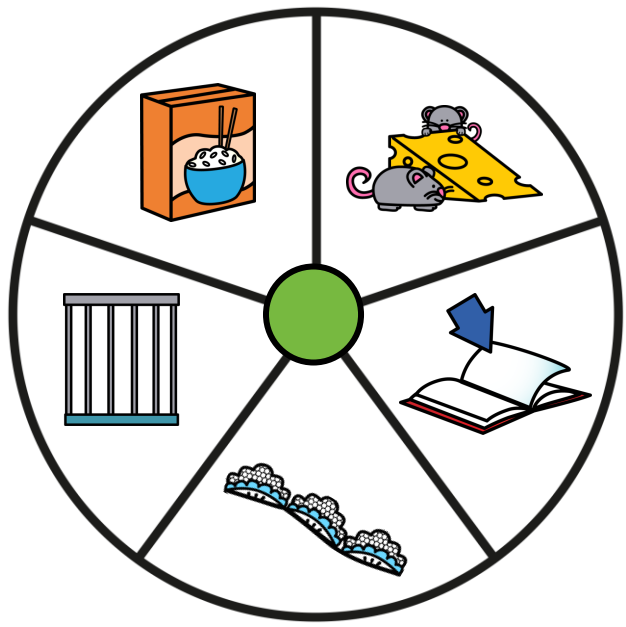


SPIN AND WRITE

Directions: Spin the spinner to generate a word. Write the word and continue to spin.



Spin It







SPIN + SEARCH

Directions: Spin the spinner. Cover the matching word.

| | | | |
|------|------|------|------|
| mice | lace | mice | cage |
| rice | rice | page | rice |
| cage | rice | rice | lace |
| cage | page | lace | cage |
| mice | lace | cage | page |
| lace | page | mice | cage |





4-in-1 PHONICS MAT

Directions: Read the word. Tap the sounds. Map the word. Write the word.



Read It




Tap It



Map It



Write It





| | | |
|--|--|--|
| | | |
|--|--|--|

| | | |
|--|--|--|
| | | |
|--|--|--|

| | | |
|--|--|--|
| | | |
|--|--|--|

| | | |
|--|--|--|
| | | |
|--|--|--|




| | | |
|--|--|--|
| | | |
|--|--|--|

| | | |
|--|--|--|
| | | |
|--|--|--|

| | | |
|--|--|--|
| | | |
|--|--|--|

| | | |
|--|--|--|
| | | |
|--|--|--|



| | | |
|--|--|--|
| | | |
|--|--|--|

| | | |
|--|--|--|
| | | |
|--|--|--|

| | | |
|--|--|--|
| | | |
|--|--|--|

| | | |
|--|--|--|
| | | |
|--|--|--|




| | | |
|--|--|--|
| | | |
|--|--|--|

| | | |
|--|--|--|
| | | |
|--|--|--|

| | | |
|--|--|--|
| | | |
|--|--|--|

| | | |
|--|--|--|
| | | |
|--|--|--|



| | | |
|--|--|--|
| | | |
|--|--|--|











| | | |
|--|--|--|
| | | |
|--|--|--|

| | | |
|--|--|--|
| | | |
|--|--|--|

| | | |
|--|--|--|
| | | |
|--|--|--|



COLOR CODE MATS Directions: Decode and cover the matching words.

| | | | | |
|---|---|--|---|---|
|   |   |   |   |   |
|---|---|--|---|---|

| | | | | | |
|-----|-----|-----|-----|-----|-----|
| spy | dry | sky | fly | spy | cry |
| cry | fly | spy | dry | sky | fly |
| sky | spy | cry | sky | fly | sky |
| spy | dry | dry | cry | fly | cry |




SPIN AND WRITE

Directions: Spin the spinner to generate a word. Write the word and continue to spin.



Spin It







SPIN + SEARCH

Directions: Spin the spinner. Cover the matching word.


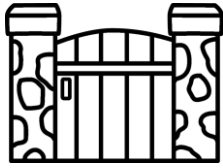

| | | | |
|-----|-----|-----|-----|
| dry | sky | spy | fly |
| spy | fly | cry | fly |
| sky | cry | spy | dry |
| dry | cry | fly | sky |
| spy | spy | sky | dry |
| sky | dry | cry | fly |



Name: _____



1. Write the words.



1. Highlight the CVCE words.
2. Underline the irregular words.
3. Read the passage 3 times.



Jake has the same rake as Jane. What will Jake and Jane do with them? They will rake the cave. Then, they will rake at the lake. Jake and Jane rake like it is a game.




Name: _____



1. Write the words.



1. Highlight the CVCE words.
2. Underline the irregular words.
3. Read the passage 3 times.





Nate is on the lake.
Nate will chase a big
wave. Nate sees a
wave to chase. No!
It is not a wave. It is
a whale. Nate made
a gaze at the whale.
Nate gets pale. He
swims back in.




Name: _____



1. Write the words.



1. Highlight the CVCE words.
2. Underline the irregular words.
3. Read the passage 3 times.




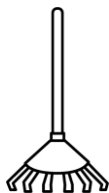
“Drake! What was that?” said Dale. “It was a big quake,” said Drake. “I do not like that,” said a pale Dale. Drake said, “A quake will not faze me at all. It will all be ok, Dale.”




Name: _____



1. Write the words.



1. Highlight the CVCE words.
2. Underline the irregular words.
3. Read the passage 3 times.





Chase is at the shop with Mom. “Mom, did you see the sale?” Mom said, “I did see the sale rack.” Chase got a cape and Mom got a red bag. “I am glad we got to save,” said Chase.





Name: _____



1. Write the words.



1. Highlight the CVCE words.
2. Underline the irregular words.
3. Read the passage 3 times.





Mike will go on a hike with his dad. “Mike, we will go for a mile hike. Is that ok?” said Dad. “This is quite the hike, but I will take pride in a mile hike. I am all set to go,” said Mike.





Name: _____



1. Write the words.



- 1. Highlight the CVCE words.
- 2. Underline the irregular words.
- 3. Read the passage 3 times.




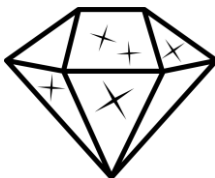

Do you like slime?
Slime is quite fun and
makes me smile. I
like to make slime
that looks lime. Slime
can make a big
mess. If slime gets on
you, you can wipe it
off with a rag.




Name: _____



1. Write the words.



1. Highlight the CVCE words.
2. Underline the irregular words.
3. Read the passage 3 times.





**Mike will make a kite.
He grabs the twine,
sticks, and cloth.
Mike makes the sides
with the sticks. Then,
Mike adds the cloth.
He adds twine. Mike
has a lot of pride in
his kite.**




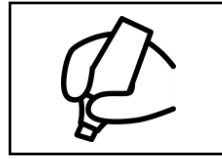
Name: _____



1. Write the words.



1. Highlight the CVCE words.
2. Underline the irregular words.
3. Read the passage 3 times.




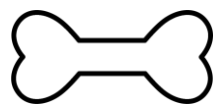
Look at that vine. It has ripe grapes. Do you crave fresh grapes? If so, you can grab a basket. Stick the grapes on a plate for a snack. Take a grape and bite into it. Yum!




Name: _____



1. Write the words.



1. Highlight the CVCE words.
2. Underline the irregular words.
3. Read the passage 3 times.





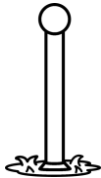
Cole got a bone. I hope Cole will not dig a big hole to hide his bone. Cole did doze off. What is that? It is a big mole. What will the mole do with the bone? Cole woke up to see the mole. Scat!




Name: _____



1. Write the words.



- 1. Highlight the CVCE words.
- 2. Underline the irregular words.
- 3. Read the passage 3 times.




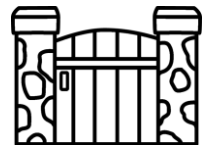


Rose will get a quote for her home. The pipe froze, the stove can not be lit, and the gate bell is broke. Rose got the quote back and chose Todd for the role to fix her home.




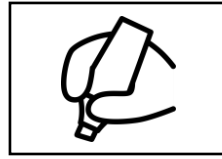
Name: _____



1. Write the words.



1. Highlight the CVCE words.
2. Underline the irregular words.
3. Read the passage 3 times.



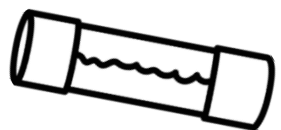
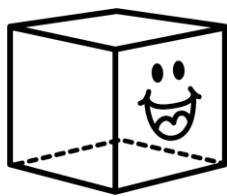
Tate has a job. His job is to drive the crane. Tate has pride in his job. Tate will help set the big rocks at the home. He will drive his crane close to the home and drop the rocks at it.




Name: _____



1. Write the words.



1. Highlight the CVCE words.
2. Underline the irregular words.
3. Read the passage 3 times.



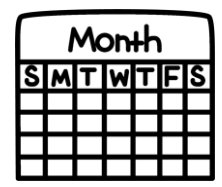

June is on her tube.
She will ride the tube
on the dune. The
dune will go up, up,
up. Then, the tube
spins and spins. June
is ill. Will June use the
bag to puke? No!
June is a-ok.




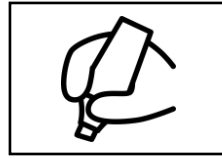
Name: _____



1. Write the words.



1. Highlight the CVCE words.
2. Underline the irregular words.
3. Read the passage 3 times.




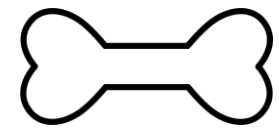
Duke has a flute. He can play a swell tune on his flute. Duke's mom has a rule. The rule is Duke cannot play his flute inside the home. Duke will play his flute in the back shed.



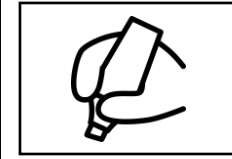
Name: _____



1. Write the words.



1. Highlight the CVCE words.
2. Underline the irregular words.
3. Read the passage 3 times.






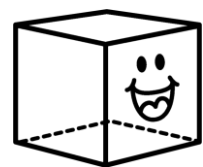
Eve and Pete are twins, but they do not dress the same. Eve has on a cute, white dress. Pete has on a black cape with a big hole in it. They will do a play with a fun theme.




Name: _____



1. Write the words.



1. Highlight the CVCE words.
2. Underline the irregular words.
3. Read the passage 3 times.





Look at the mime. He can make Cate smile. “What will he do?” said Mike. “You will see. The mime will poke her as a joke,” said Pete. I see the mime make a joke. Cate did smile.




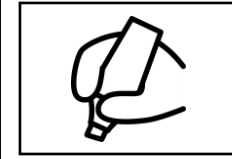
Name: _____



1. Write the words.



1. Highlight the CVCE words.
2. Underline the irregular words.
3. Read the passage 3 times.



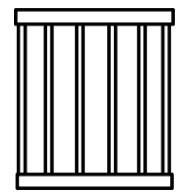
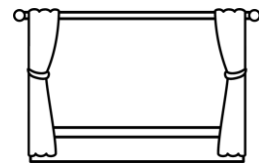
Trace has a cup with ice in it. “What will you do with that ice?” said Grace. “I will place it in the box with some rice for my mice,” said Trace. “What? Did you say mice?” said Grace.




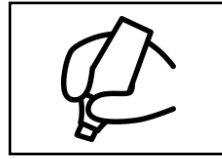
Name: _____



1. Write the words.



1. Highlight the CVCE words.
2. Underline the irregular words.
3. Read the passage 3 times.



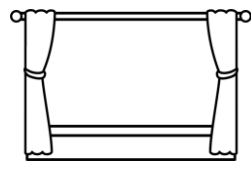

**Look on the stage.
Who do you see? “I
see Sage up on the
stage,” said Ace.
“Sage has a huge hat
on and a red dress
with mice on it. She
looks so cute,” said
Ace.**




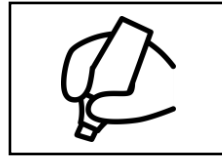
Name: _____



1. Write the words.



1. Highlight the CVCE words.
2. Underline the irregular words.
3. Read the passage 3 times.



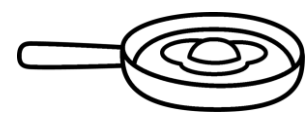

Gage has a wage at his job. He will go shop with Grace. Gage will grab a big cage for his pet. Grace said, “Did you check the price? It is twice as much as you said.” Gage gave a big smile back.




Name: _____



1. Write the words.



1. Highlight the y as ī words.
2. Underline the irregular words.
3. Read the passage 3 times.



Do you spy Ty? Ty is in the pigsty. “Ty, why are you in the pigsty?” said Doc. A shy Ty said, “It was the fly! I had to hide from the big fly.” “Do not cry, Ty. It will all be ok,” said Doc.



Guided Phonics + Beyond Curriculum

The Guided Phonics + Beyond Curriculum is the property of Tara West and is protected through copyright and trademark registrations. All rights reserved.

No part of this digital download may be reproduced electronically, shared without additional licenses, or placed on the internet for others to access without the prior permission from the publisher, Tara West.

If you are a school district using this download as curriculum for more than one teacher an additional school license will need to be purchased.

Fonts used within this download are intellectual property of Kimberly Geswein and Print Designs by Kris.

The clipart images are intellectual property of Laura Strickland of Whimsy Clip, Christine O'Brien Creativ, Print Designs by Kris, Hidesy's Clipart, and PartyHead Graphics.

Contact Information

Email: littlemindsatworkLLC@gmail.com

Website: www.littlemindsatwork.org

Store: <http://www.teacherspayteachers.com/Store/Tara-West>